

REMA TIP TOP/North America, Inc.

TIRE REPAIR MATERIALS AND ACCESSORIES

2014



Automotive



FRU Series of Repair Units
(pg. 23)



BR-QT Bead Release
(pg. 36)



RLD-32C Leak Detector,
concentrate
(pg. 35)



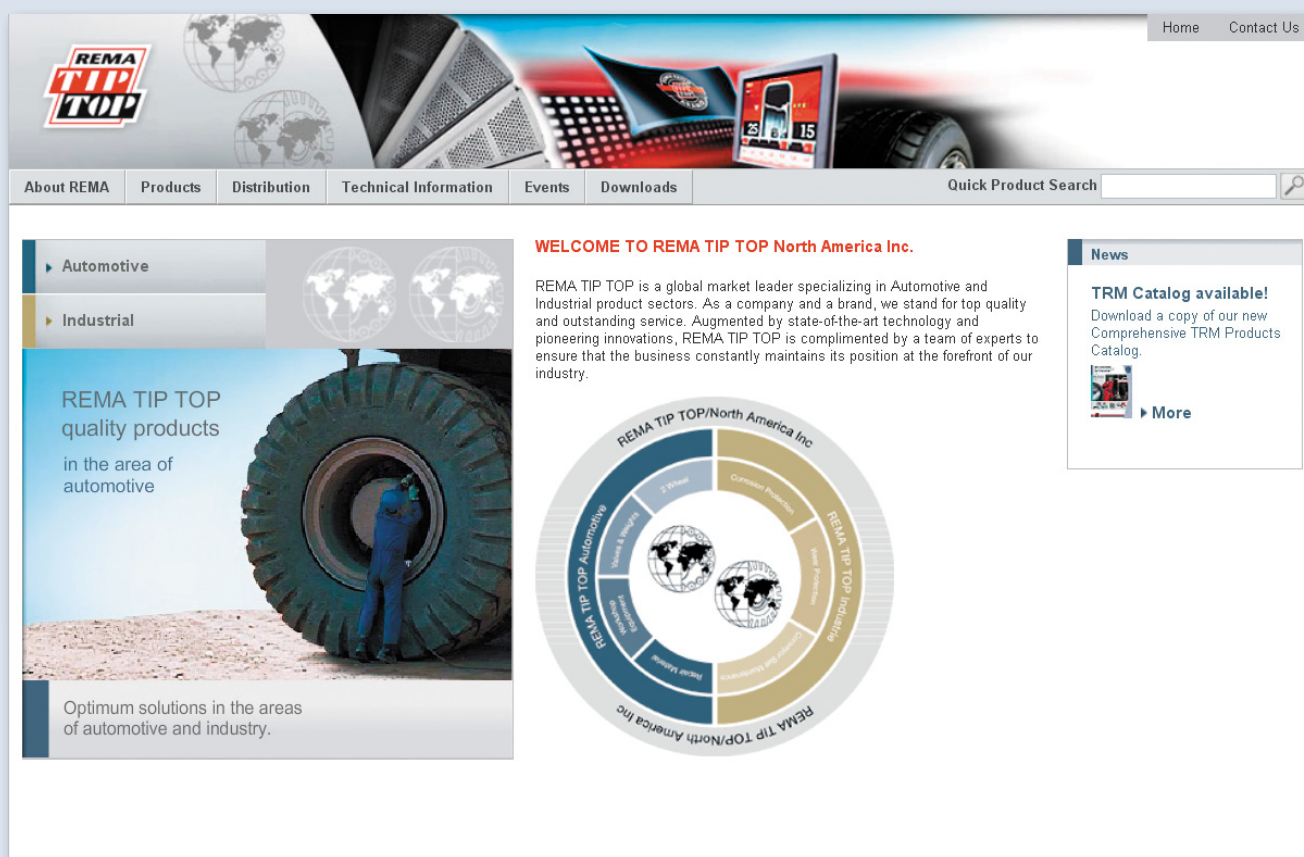


www.rematiptop.com

REMA TIP TOP's website:

With a progressive design and structure, our website makes it easier for customers to find up-to-date information quickly.

Find the latest product information, MSDS Sheets, Technical Data Sheets, Training information, Catalog and Brochure downloads, and Information about REMA TIP TOP Events at www.rematiptop.com.



The screenshot shows the REMA TIP TOP website interface. At the top is a navigation bar with links: Home, Contact Us, About REMA, Products, Distribution, Technical Information, Events, Downloads, and a Quick Product Search box. The main content area features a large banner with a tire and a person, with text: "REMA TIP TOP quality products in the area of automotive". Below this is a circular diagram showing the company's global presence with text: "REMA TIP TOP North America Inc.", "REMA TIP TOP Europe", "REMA TIP TOP Asia", "REMA TIP TOP Australia", "REMA TIP TOP Africa", "REMA TIP TOP South America", "REMA TIP TOP Middle East", "REMA TIP TOP India", "REMA TIP TOP China", "REMA TIP TOP Russia", "REMA TIP TOP Brazil", "REMA TIP TOP Mexico", "REMA TIP TOP Canada", "REMA TIP TOP USA". To the right of the banner is a "News" section titled "TRM Catalog available!" with a link to "More".

About REMA

Home>> About REMA

- > About REMA
- > Corporate Structure
- > Philosophy
- > History

Products

Home>> Products>>Automotive

- > Tube Repair Materials
- > Tire Repair Materials
- > Chemical Products
- > Equipment
- > Tire Valves & Hardware and Tire Balancing Products
- > Service Items

Distribution

Home>> Distribution>> Automotive

- > TRM Sales Team
- > Find Sales Rep

Technical Information

Home>> Technical Information>> Automotive

- > MSDS Sheets
- > Section Repair Charts
- > Schematics
- > Technical Data Sheets
- > Reference Material

Events


Home>> Events>>Automotive

- List of all events/shows featuring REMA TIP TOP

Downloads

Home>> Downloads>> Automotive

- > Product Catalogs
- > Brochures



Quick Product Search 2054

Search Results

Part No.	Description
2054B	Bead Butter Blue, concentrate



TABLE OF CONTENT



Tube Repair Materials

A

Tire Repair Materials

B

Chemical Products

C

Equipment

D

TPMS Products

E

Tire Valves & Hardware and Tire Balancing Products

F

Service Items

G



REMA TIP TOP Tube Repair Vulcanizing Patches

A

REMA TIP TOP's feather edge patches are designed for repair of bicycle, garden, car, truck, and tractor tubes. When installed with REMA TIP TOP Cold Vulcanizing Fluid, REMA TIP TOP tube patches will stretch evenly in all directions, resulting in a perfect bond and seamless repair.

- Available in a wide variety of sizes to meet all your Tube Repair needs.

Red edge, vulcanizing patches

Our distinctive red feather edge is often copied, but never duplicated.

Part No	Description	Size (inch)	Box/Qty	Case/Qty					
0	Tube patches, round	Ø 1¼	100	216	•	•	•		
1	Tube patches, round	Ø 1½	30	528	•	•	•		
2	Tube patches, round	Ø 1¾	30	324		•	•		
3	Tube patches, round	Ø 2	30	222			•	•	•
4	Tube patches, round	Ø 3	30	120			•	•	•
5	Tube patches, round	Ø 3¾	10	180				•	•
6	Tube patches, round	Ø 4	10	114				•	•
7	Tube patches, oval	3 x 1½	30	264		•	•		
7B	Tube patches, oval	6 x 2	10	160				•	•








Red edge, vulcanizing patches




Black edge, vulcanizing patches

REMA TIP TOP's black feather edge design results in a virtually invisible tube repair.

Part No	Description	Size (inch)	Box/Qty	Case/Qty					
B-0	Tube patches, round	Ø 1¼	100	216	•	•	•		
B-1	Tube patches, round	Ø 1½	30	528	•	•	•		
B-2	Tube patches, round	Ø 1¾	30	324		•	•		
B-3	Tube patches, round	Ø 2	30	222			•	•	•
B-7	Tube patches, oval	3 x 1½	30	264		•	•		
B-7B	Tube patches, oval	6 x 2	10	160				•	•

A



Black edge, vulcanizing patches



Cold Vulcanizing Fluid

Cold Vulcanizing Fluid

Specifically designed for the vulcanization of tube patches, valve patches and rubber-based tube valve repair units.

Part No	Description	Size	Box/Qty
201	Cold Vulcanizing Fluid	25 g tube	1
202	Cold Vulcanizing Fluid	50 g tube	1
203	Cold Vulcanizing Fluid, with brush top	8 oz. can	12
204	Cold Vulcanizing Fluid	32 oz. can	6
205	Cold Vulcanizing Fluid	1 US gal. can	1



203



Specialty Tube Repair Valves and Hardware

A

Specialty tube repair valves and hardware

REMA TIP TOP provides a wide range of screw-on, spud and tube repair valves products for a variety of wheel applications.

Part No	Description	Length (inch)	Base Dia (inch)	Bending angle (°)	Box/Qty
1175A	Screw-on repair valve, brass	4½			10
1078A	Screw-on repair valve, brass	5			10
BAB	Motorcycle/garden tractor/utility tire tube valve repair unit		2⅝	90	10
9	Tube valve repair unit, ⅝ rim hole				10
9-14	Tube valve repair unit, .453 rim hole				10
9A	Screw-on spud tube valve repair unit		3¼		10
475	Replacement rubber sealing washer for Michelin-style screw-on brass valves only				10
476	Plastic rim hole bushing, reduces hole from ⅝" to .453"				50
175A	Bendable brass valve, with tube valve repair unit	5⅞	3½		5
9T-LB (TR218A)	Agricultural/OTR tube valve repair unit, fast flow valve				10
218 (CH-1)	Core housing for standard valve 9T				10
218-LB (CH-3)	Core housing for fast flow valve 9T-LB				10
LN-10	Metal Rim Nut, tractor tube valve				50
LN-10P	Plastic Rim Nut, tractor tube valve				50









Tube Repair Kits

Two-wheel repair kits

REMA TIP TOP offers a variety of bicycle repair kits for tube and tubeless tires. REMA TIP TOP's feather edge patches result in a smooth, seamless tube repair, designed to eliminate bulges on high-pressure tires.

Part No	Description	Box/Qty			
20	Two-wheel repair kit TT 05, MTB, ATB Ideal for use on the trail or at home. Each kit includes the following: <ul style="list-style-type: none"> • small round tube patches • 1 large round patch • 1 oval tube patch • 1 large fabric reinforced tire patch • 1 emery paper • 2 tire levers • 1 tube of CFC-free cement 	16			•
21	Two-wheel repair kit TT 01, touring Each kit includes the following: <ul style="list-style-type: none"> • 4 round tube patches • 1 oval tube patch • 1 emery paper • 1 tube of CFC-free cement 	36	•		
22	Two-wheel repair kit TT 02, touring Each kit includes the following: <ul style="list-style-type: none"> • 6 round tube patches • 1 oval tube patch • 1 emery paper • 1 tube of CFC-free cement 	24		•	
23	Two-wheel repair kit TT 06, MTB REMA TIP TOP's popular Mountain Bike Repair Kit is designed for on the trail repairs. Complete with a carrying case. Each kit includes the following: <ul style="list-style-type: none"> • 2 large round • 2 small round patches • 2 oval patches • 1 fabric reinforced tire patch • 2 12g air cartridges • 2 tire levers • emery papers • 1 air cartridge adapter • 1 valve cap • 1 valve core • 1 tube of CFC-free cement 	10			•



20



21



22



23

A



24

Two-wheel repair kits (cont.)

Part No	Description	Box/Qty	
24	Two-wheel repair kit TT 04, sport Designed for narrow racing tires and tubes. Each kit includes the following: <ul style="list-style-type: none"> • 6 small round patches • 1 emery paper • 1 tube of CFC-free cement 	36	•



5060160

Tubeless repair kits

REMA TIP TOP's Tubeless Bicycle repair kit, seals the puncture, prevents tearing damage and reinforces the tire at the point of injury.

Part No	Description	Box/Qty	
5060160	Tubeless repair kit For tubeless tires. Also suitable for repair of bicycle tube tires. Kit includes: <ul style="list-style-type: none"> • 3 repair patches Ø 30 mm, fabric reinforced • 1 tube of CFC-free cement • 1 emery paper 	5	•

Replacement Patches and CFC-Free Cement

Part No	Description	Size	Box/Qty
F0-F	Vulcanizing cement	5 g tube	1
F1-F	Vulcanizing cement	10 g tube	1
F0-P	Tube patches, round	16 mm	100
F1-P	Tube patches, round	25 mm	100
F2-P	Tube patches, oval	50 mm x 25 mm	100



F0-F



F1-F



Repair Units/Inserts

Minicombi tire repair inserts



REMA TIP TOP's most popular unit for crown repair of passenger/light truck tires. Our Minicombi's are available in a wide range of sizes and establish new standards in one-piece repair technology. For best results always use with REMA TIP TOP carbide cutters and Special Cement BL (non flammable) or Special Blue Cement (flammable) for a permanent, reliable repair. Improved Blue coating enhances the bonding process

Part No	Description	Use for tread damage up to (inch)	Use for tread damage up to (mm)	Box/ Qty	Case/ Qty				
A-3	MINICOMBI A-3	1/8	3	50	100	•	•	•	•
A-3-R	MINICOMBI A-3-R	1/8	3	10		•	•	•	•
A-4.5	MINICOMBI A-4.5	3/16	4.5	40	25	•	•	•	•
A-6	MINICOMBI A-6	1/4	6	40	25	•	•	•	•
A-6-R	MINICOMBI A-6-R, kit Includes: • 8 A-6 repair inserts • 1 tube BL-5F	1/4	6	8		•	•	•	•
B-8MC	MINICOMBI B-8MC	5/16	8	20	18		•	•	•
B-8-R	MINICOMBI B-8-R, kit Includes: • 8 B-8MC repair inserts • 1 tube BL-5F	5/16	8	8			•	•	•
B-10	MINICOMBI, B-10	3/8	10	20	18			•	•
B-10-R	MINICOMBI, B-10-R	3/8	10	6				•	•
190	Awl for REMASTEM & MINICOMBI repairs			1					
199	Rasp for REMASTEM & MINICOMBI repairs			1					

Advice: Maximum number of repairs carried out with Combi repair inserts in one tire.
Always check whether repairs carried out in the tire are defective.
Axial distance between repairs: minimum 15cm/6"

Repairable area in ←%→ of the tread width	mm	3	4.5	6	8	10
	Speed Index	A3	A4.5	A6	B8	B10
 90% -V		•				
 80% -V		•	•	•		
 80% ZR-W		•				
 max. LI = 177 80%		•	•	•	•	
 70%		•	•	•	•	•
 75%		•	•	•	•	•

3



Minicombi inserts

REMA TIP TOP Stem inserts



REMA TIP TOP's pre-cured, self-vulcanizing Inserts are specially contoured for easy installation. For best results always select the corresponding REMA TIP TOP repair unit, carbide cutter and Special Cement BL (non flammable) or Special Blue Cement (flammable) for a permanent, reliable repair.

- Compatible for use in hot or cold vulcanization processes.

Part No	Description	Injury (inch)	Box/Qty			
RS-6	REMA STEM 6 (193)	max ¼	60	•	•	•
RS-8	REMA STEM 8 (194)	max ⅝	60		•	•
RS-10	REMA STEM 10	max ¾	20			•
RS-12	REMA STEM 12	max ½	20		•	•
193	REMA STEM 6 (RS-6)	max ¼	10	•	•	•
194	REMA STEM 8 (RS-8)	max ⅝	10		•	•








REMA TIP TOP Stem inserts



Radial Repair Units

REMA TIP TOP Radial tire repair units

REMA TIP TOP offers a variety of radial-ply repair units to meet the diverse demands of today's passenger, truck, and OTR tire applications. Due to our fully-integrated blue bonding layer and center over injury design, REMA TIP TOP Radial-Ply repair units are suitable for use with all current vulcanizing systems. For best results, always select the corresponding REMA TIP TOP Stem insert unit, carbide cutter and Special Cement BL (non flammable) or Special Blue Cement (flammable) product for a permanent, reliable repair.

Part No	Description	Plies	Size (inch)	Box/ Qty	Case/ Qty					
RAD-0	Radial repair unit		Ø 1 $\frac{1}{16}$	10		•				
RAD-1N	Radial repair unit		2 $\frac{3}{4}$ x 2	20	328	•				
RAD-110	Radial repair unit	1	2 x 2 $\frac{3}{4}$	20	154	•				
RAD-115	Radial repair unit	1	3 $\frac{1}{2}$ x 3	20	70	•	•	•		
RAD-116	Radial repair unit	1	2 $\frac{5}{8}$ x 4	10		•				
RAD-120	Radial repair unit	2	4 $\frac{7}{8}$ x 3	10	90		•	•		•
RAD-122	Radial repair unit	2	6 $\frac{7}{8}$ x 3	10	54		•	•		•
RAD-124	Radial repair unit	2	8 $\frac{1}{2}$ x 3	10	49			•		
RAD-125	Radial repair unit	3	4 $\frac{1}{2}$ x 4 $\frac{7}{8}$	10	48			•		
RAD-126	Radial repair unit	3	2 $\frac{7}{8}$ x 10 $\frac{1}{2}$	10	32			•		
RAD-128	Radial repair unit	3	2 $\frac{7}{8}$ x 13 $\frac{1}{8}$	10	26			•		
RAD-135	Radial repair unit	4	5 $\frac{7}{8}$ x 8	10	26			•		
RAD-140	Radial repair unit	3	7 $\frac{7}{8}$ x 3 $\frac{15}{16}$	10	30		•	•		
RAD-142	Radial repair unit	4	10 $\frac{1}{4}$ x 5	10	16		•	•		
RAD-144	Radial repair unit	4	13 x 5	10	12			•	•	
RAD-146	Radial repair unit	4	7 $\frac{1}{4}$ x 17 $\frac{1}{4}$	5	10			•	•	
RAD-150	Radial repair unit	5	23 x 7 $\frac{1}{8}$	5					•	
RAD-152	Radial repair unit	5	23 x 9 $\frac{1}{2}$	3					•	
RAD-155	Radial repair unit	5	10 $\frac{1}{4}$ x 13 $\frac{3}{8}$	5	12				•	
RAD-156	Radial repair unit	7	29 x 10 $\frac{1}{2}$	3					•	
RAD-160	Radial repair unit	7	40 x 10 $\frac{1}{4}$	3					•	
RAD-162	Radial repair unit	7	13 x 41 $\frac{1}{4}$	1					•	
RAD-165	Radial repair unit	6	13 $\frac{1}{8}$ x 16 $\frac{3}{4}$	3					•	
RAD-168	Radial repair unit	7	14 x 30 $\frac{3}{8}$	1	30				•	
RAD-175	Radial repair unit	8	18 x 21 $\frac{1}{4}$	3					•	
RAD-180	Radial repair unit	2	7 $\frac{3}{4}$ x 6	5	46					•
RAD-182	Radial repair unit	3	10 x 7 $\frac{1}{2}$	5	24					•
RAD-184	Radial repair unit	3	11 $\frac{1}{2}$ x 8 $\frac{1}{2}$	5	20					•
RAD-185+	Radial repair unit	8	28 $\frac{3}{4}$ x 20 $\frac{7}{8}$	1					•	
RAD-186	Radial repair unit	2	13 $\frac{1}{2}$ x 9 $\frac{3}{4}$	5	15					•
RAD-188	Radial repair unit	2	18 x 11 $\frac{1}{4}$	5						•
RAD-190	Radial repair unit	2	22 x 15 $\frac{5}{8}$	3						•



RAD-120, RAD-122,
RAD-124, RAD-126, RAD-128



RAD-135, RAD-140,
RAD-142, RAD-144



RAD-150, RAD-160, RAD-175

B

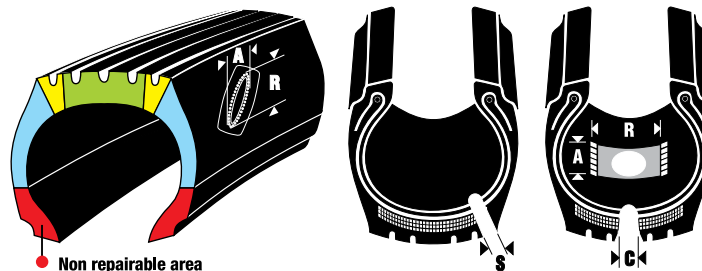
RAD 100 Series Section Repair Chart

B












				RAD No.						
		max. A mm	max. R mm		max. C Ø mm	max. A x R mm	max. C Ø inch	max. A x R inch	max. S mm	max. S inch
	8.25 - 10.00 9 R - 11 R 11/ 235/ - 285/	-	-	115	8	8 x 8	$\frac{3}{8}$	$\frac{3}{8} \times \frac{3}{8}$	-	-
		6	10	120	10	10 x 15	$\frac{3}{8}$	$\frac{3}{8} \times \frac{5}{8}$	8	$\frac{3}{8}$
		10	80	140	20	20 x 40	$\frac{3}{4}$	$\frac{3}{4} \times 1\frac{5}{8}$	15	$\frac{5}{8}$
		20	60							
		10	110							
		25	80	142	30	30 x 50	1 $\frac{1}{4}$	1 $\frac{1}{4}$ x 1 $\frac{1}{4}$	20	$\frac{3}{4}$
		20	130							
		40	80	144	40	40 x 70	1 $\frac{5}{8}$	1 $\frac{5}{8}$ x 2 $\frac{3}{4}$	25	1
		-	-	125	15	15 x 25	$\frac{5}{8}$	$\frac{5}{8} \times 1$	-	-
		-	-	135	25	25 x 35	1	1 x 1 $\frac{3}{8}$	-	-
		-	-	145	40	40 x 60	1 $\frac{5}{8}$	1 $\frac{5}{8}$ x 2 $\frac{3}{8}$	-	-
		1 Cable	80							
		2 Cables	60							
		1 Cable	120							
		3 Cables	60							
	11.00-13.00 12 R - 15 R 12/ - 13/ 295/ - 365/	-	-	115	8	8 x 8	$\frac{3}{8}$	$\frac{3}{8} \times \frac{3}{8}$	-	-
		6	6	120	10	10 x 10	$\frac{3}{8}$	$\frac{3}{8} \times \frac{3}{8}$	6	$\frac{1}{4}$
		10	60	140	15	15 x 20	$\frac{5}{8}$	$\frac{5}{8} \times \frac{5}{8}$	10	$\frac{3}{8}$
		15	35							
		10	100							
		25	80	142	25	25 x 50	1	1 x 1	20	$\frac{3}{4}$
		20	130							
		40	80	144	40	40 x 70	1 $\frac{5}{8}$	1 $\frac{5}{8}$ x 1 $\frac{5}{8}$	25	1
		-	-	125	10	10 x 20	$\frac{3}{8}$	$\frac{3}{8} \times \frac{3}{4}$	-	-
		-	-	135	20	20 x 30	$\frac{3}{4}$	$\frac{3}{4} \times 1\frac{1}{4}$	-	-
		-	-	145	40	40 x 60	1 $\frac{5}{8}$	1 $\frac{5}{8}$ x 2 $\frac{3}{8}$	-	-
		1 Cable	120							
		3 Cables	60							
		1 Cable	140							
		2 Cables	80							
	14.00 - 16.5 R - 15.5/ - 385/ - max. LI 177	-	-	120	8	8 x 8	$\frac{3}{8}$	$\frac{3}{8} \times \frac{3}{8}$	-	-
		12	30	140	12	12 x 12	$\frac{1}{2}$	$\frac{1}{2} \times \frac{1}{2}$	10	$\frac{3}{8}$
		10	100	142	20	20 x 30	$\frac{3}{4}$	$\frac{3}{4} \times 1\frac{1}{4}$	20	$\frac{3}{4}$
		20	60							
		20	130	144	30	30 x 50	1 $\frac{1}{4}$	1 $\frac{1}{4}$ x 2	25	1
		30	60							
		40	100	146	40	40 x 70	1 $\frac{5}{8}$	1 $\frac{5}{8}$ x 2 $\frac{3}{4}$	30	1 $\frac{1}{4}$
		1 Cable	120							
		3 Cables	60							
		1 Cable	140							
		2 Cables	80							
		1 Cable	120							
		3 Cables	60							







This is the repair chart valid at the time of printing.

Always refer to the repair chart and safety advice packed with the product!

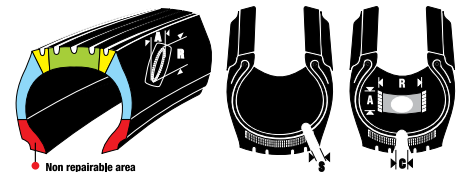


RAD 100 Series Section Repair Chart

Vmax 30mph									RAD No.						
 Standard 100-90	 Series 85-80	 Series 75-70	 Series 65-60	 Series 55-45	max A mm	max R mm	max A inch	max R inch		max. C Ø mm	max. A x R mm	max. C Ø inch	max. A x R inch	max. S mm	max. S inch
8.3- 12.4 180/- 270/	275/- 320/	200/- 360/	320/- 340/		-	-	-	-	115	12	12 x 12	½	½ x ½	-	-
					20	20	¾	¾	120	20	20 x 30	¾	¾ x 1¼	10	¾
					50	70	2	2¾	180	40	40 x 60	1⅝	1⅝ x 2⅜	25	1
					70	50	2¾	2							
					60	100	2¼	4	182	60	60 x 75	2⅜	2⅜ x 3	45	1¼
					100	75	4	3							
					60	125	2⅜	5							
100	80	4	3¼												
13.6- 18.4 12-15	335/- 420/	375/- 520/	420/- 540/		-	-	-	-	115	10	10 x 10	¾	¾ x ¾	-	-
					15	25	⅝	1	120	15	15 x 15	⅝	⅝ x ⅝	10	¾
					40	60	1⅝	2⅜	180	30	30 x 50	1¼	1¼ x 2	20	¾
					60	40	2⅜	1⅝							
					60	100	2⅜	4	182	60	60 x 70	2⅜	2⅜ x 2¾	40	1⅝
					85	70	3⅜	2¾							
					75	125	3	5	184	80	80 x 100	3¼	3¼ x 4	50	2
					100	75	4	3							
					90	140	3½	5½	186	100	100 x 140	4	4 x 5½	75	3
					125	110	5	4⅞							
					100	200	4	8	190	125	125 x 150	5	5 x 6	80	3¼
					140	160	5½	6¼							
20.8- 30.5	460/-	540/- 710/	600/- 800/	700/- 1050/	10	20	¾	¾	120	10	10 x 10	¾	¾ x ¾	10	¾
					25	60	1	2⅜	180	25	25 x 40	1	1 x 1⅝	10	¾
					40	100	1⅝	4	182	40	40 x 60	1⅝	1⅝ x 2⅜	30	1¼
					60	125	2⅜	5	184	70	70 x 90	2¾	2¾ x 3½	40	1⅝
					85	75	3⅜	3							
					85	120	3⅜	4¾	186	85	85 x 120	3⅜	3⅜ x 4¾	60	2⅝
					120	80	4¾	3¼							
					90	180	3½	7⅝	190	100	100 x 175	4	4 x 6⅞	70	2¾
					125	125	5	5							
					160	200	6¼	8							
					125	250	5	10							









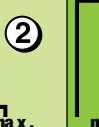





Vmax 25mph									RAD No.						
Standard 100-90	Series 85-80	Series 75-70	Series 65-60	Series 55-45	max A mm	max R mm	max A inch	max R inch		max. C Ø mm	max. A x R mm	max. C Ø inch	max. A x R inch	max. S mm	max. S inch
5.00-7.00		150/-200/			-	-	-	-	115	6	6 x 6	¼	¼ x ¼	-	-
					10	10	¾	¾	120	10	10 x 10	¾	¾ x ¾	6	¼
					10	50	¾	2	122	10	10 x 20	¾	¾ x ¾	6	¼
					15	30	⅝	1¼							
7.50-10.00		225/-315/	250/-355/		-	-	-	-	115	3	3 x 3	⅛	⅛ x ⅛	-	-
					8	10	¾	¾	120	10	10 x 10	¾	¾ x ¾	6	¼
					8	30	¾	1¼	122	10	10 x 15	¾	¾ x ⅝	6	¼
					18	70	1⅞	2¾	140	18	18 x 30	1⅞	1⅞ x 1¼	10	¾
					15	50	⅝	2							
					18	70	1⅞	2¾	142	25	25 x 35	1	1 x 1¾	12	½
					25	50	1	2							

This is the repair chart valid at the time of printing.
Always refer to the repair chart and safety advice packed with the product!

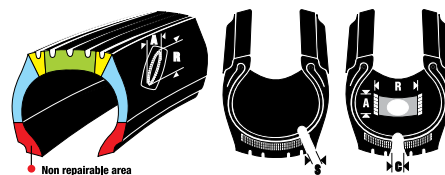


RAD 100 Series Section Repair Chart / OTR

B

 Series 100	 Series 75-80	 Series 65	 max. A mm	 max. R mm	 max. A inch	 max. R inch	RAD No.	 max. C Ø mm	 max. A x R mm	 max. C Ø inch	 max. A x R inch	 max. S mm	 max. S inch
14.00-30.00 	15.5-33.5	20/-50/	20	70	3/4	2 3/4	144	20	20 x 40	3/4	3/4 x 1 5/8	15	5/8
			25	150	1	6	146	40	40 x 60	1 5/8	1 5/8 x 2 3/8	20	3/4
			50	100	2	4							
16.00-40.00	17.5-55	25/-65/	25	250	1	10	150	50	50 x 80	2	2 x 3 1/4	35	1 1/8
			50	150	2	6							
			50	250	2	10	152	90	90 x 120	3 1/2	3 1/2 x 4 3/4	55	2 1/8
			100	150	4	6							
18.00-40.00	20.5-55	35/-65/	50	300	2	12	156	90	90 x 140	3 1/2	3 1/2 x 5 1/2	60	2 3/8
			100	200	4	8							
			130	180	5 1/4	7 1/8	168	100	100 x 150	4	4 x 6	70	2 3/4
			140	170	5 1/2	6 3/4							
27.00-40.00	29.5-55	45/-65/	60	400	2 3/8	16	160	90	90 x 180	3 1/2	3 1/2 x 7 1/8	65	2 1/2
			120	250	4 3/4	10							
33.00-40.00	37.25-55	55/-65/	60	480	2 3/8	18 3/8	162	100	100 x 220	4	4 x 8 5/8	70	2 3/4
			120	250	4 3/4	10							
14.00-18.00	15.5-20.5	20/-35/	-	-	-	-	145	40	40 x 70	1 5/8	1 5/8 x 2 3/4	-	-
21.00-30.00	23.5-33.5	40/-50/	-	-	-	-		25	25 x 50	1	1 x 2	-	-
16.00-21.00	17.5-23.5	25/-35/	-	-	-	-	155	60	60 x 90	2 3/8	2 3/8 x 3 1/2	-	-
24.00-30.00	26.5-33.5	40/-50/	-	-	-	-		40	40 x 70	1 5/8	1 5/8 x 2 3/4	-	-
33.00-40.00	37.25-50.5	55/-65/	-	-	-	-		25	25 x 50	1	1 x 2	-	-
21.00-30.00	23.5-33.5	40/-50/	-	-	-	-	165	80	80 x 110	3 1/4	3 1/4 x 4 3/8	-	-
33.00-40.00	37.25-55	55/-65/	-	-	-	-		60	60 x 90	2 3/8	2 3/8 x 3 1/2	-	-
27.00-40.00	29.5-55	45/-65/	-	-	-	-	175	100	100 x 140	4	4 x 5 1/2	-	-
24.00-	26.5-	40/-	-	-	-	-	185+	150	150 x 220	6	6 x 8 5/8	-	-
36.00-	36.5-	40/-	-	-	-	-		300	100 x 140	12	4 x 5 1/2	-	-

This is the repair chart valid at the time of printing.
Always refer to the repair chart and safety advice packed with the product!








REMA TIP TOP Radial PREVENT tire repair units

The REMA TIP TOP **PREVENT** Repair Units are used for **Tread or Shoulder Area repairs only, or for partial Belt damage to 57" and 63" tires**. Until now, only section Repair Units existed for this type of repair to the large tires. **PREVENT** Repair Units are used when there is damage to the 1st, 2nd, 3rd, and 4th working belt, with no damage to the Body (or Radial) ply. For the correct application, see the Repair Chart below. These Repair Units have less reinforcement plies than the traditional RAD 165, RAD 175, and RAD 185 Repair Units.

PREVENT Repair Units may be used with the REMA TIP TOP OTR Chemical Cement or the MTR Heat Cure Cement, depending upon the repair system. For detailed application instructions for both kinds of systems (Chemical and Heat), refer to the REMA TIP TOP OTR Repair Manual.

IMPORTANT: Do not use the Prevent Repair Units for section repairs, or full body ply damages.

Part No	Description	Size (inch)	Size (mm)	Box/ Qty					
RAD 165 TL PREVENT	PREVENT repair unit	16½ x 13	420 x 330	3				•	
RAD 175 TL PREVENT	PREVENT repair unit	21 x 17¾	530 x 450	3				•	
RAD 185 TL PREVENT	PREVENT repair unit	28¾ x 21	730 x 530	1				•	

B



REMA TIP TOP Radial PREVENT tire repair units

RAD 165 TL PREVENT				
Tire Size	1st Working Belt	2nd Working Belt	3rd Working Belt	4th Working Belt
51"-57"	4-3/4" (120mm)	3-5/8 (90mm)	0	0
51"-57"	4" (100mm)	2-3/4 (70mm)	2" (50mm)	0
51"-57"	3-1/4" (80mm)	2-5/8 (60mm)	1-5/8" (40mm)	3/4 (20mm)


RAD 175 TL PREVENT				
Tire Size	1st Working Belt	2nd Working Belt	3rd Working Belt	4th Working Belt
51" - 63"	6" (150mm)	4" (100mm)	0	0
51" - 63"	4-3/4" (120mm)	3-1/4" (80mm)	2" (50mm)	0
51" - 63"	3-5/8" (90mm)	2-3/4" (70mm)	2" (50mm)	1-1/4" (30mm)


RAD 185 TL PREVENT				
Tire Size	1st Working Belt	2nd Working Belt	3rd Working Belt	4th Working Belt
57" - 63"	16 (400mm)	8" (200mm)	0	0
57" - 63"	12" (300mm)	6" (150mm)	4" (100mm)	0
57" - 63"	8" (200mm)	4" (100mm)	2" (50mm)	1-1/4" (30mm)

- Disregard steel breaker measurements. Measurements are only the working belts.
- There must be no exposed, cut through, or damaged casing (body) ply.
- REMA TIP TOP PREVENT Repair Units are for Tread and Shoulder Belt Package repair reinforcement only.
- For tires which operate with very little casing movement (less than 51") a full strength Repair Unit for preventative and full penetration repair reinforcement is suitable and recommended.
- REMA TIP TOP PREVENT Repair Units may not provide suitable reinforcement for repairs on Nylon Radial Tires e.g. Titan Tires.
- If the injury sizes exceed these measurements the Technician needs to assess whether a full strength Repair Unit is suitable and appropriate for the tire and injury size. In this case refer to the RAD 100 Standard Repair Chart.
- All measurements shown are in millimeters and inches.












RAD 500 ARAMID Repair Units for Agricultural Tires

- Easier application due to an increased flexibility.
- Less heat generation.
- Optimized weight, therefore less influence on the tires balance and a better rolling behavior.
- Better dynamic behavior which avoids tensions between tire and patch.
- Repair material for the new generation of Agricultural tires (high speed, low pressure).
- Can be used in a Chemical or Heat Cure environment.

Part No	Description	Size (inch)	Size (mm)	Box/ Qty	
RADIAL 581 ARAMID	Radial repair unit for agricultural tires	8.2 x 6.6	208 x 168	5	•
RADIAL 583 ARAMID	Radial repair unit for agricultural tires	10 x 8	258 x 203	5	•
RADIAL 585 ARAMID	Radial repair unit for agricultural tires	14.25 x 9.1	363 x 233	5	•
RADIAL 587 ARAMID	Radial repair unit for agricultural tires	18 x 11.3	458 x 288	5	•
RADIAL 589 ARAMID	Radial repair unit for agricultural tires	23.75 x 13.5	603 x 343	3	•




RAD 500 ARAMID Agricultural Repair Units Section Repair Chart

Vmax 30mph											RAD No.				
					max A mm	max R mm	max A inch	max R inch	max. A x R mm	max. A x R inch		max. S mm	max. S inch		
8.3-12.4 180/-270/	275/- 320/	200/- 360/	320/- 340/	-	-	-	-	-	12	12	1/2	1/2	-	-	115
					20	20	3/4	3/4	20	30	3/4	1-1/8	10	3/8	120
					20	55	3/4	2-1/8	20	40	3/4	1-3/8	10	3/8	124
					45	65	1-3/4	2-1/2	45	55	1-3/4	2-1/8	25	1	581
					65	50	2-1/2	2	65	75	2-1/2	3	45	1-3/4	583
					60	100	2-3/8	4							
					90	70	3-1/2	2-3/4							
					90	160	3-1/2	6-5/16	85	115	3-3/8	4-1/2	60	2-3/8	585
115	120	4-1/2	4-3/4												
13.6-18.4 12-15	335/- 420/	375/- 520/	420/- 540/	600/- 650/	-	-	-	-	10	10	3/8	3/8	-	1/4	115
					15	25	5/8	1	15	15	5/8	5/8	10	3/8	120
					15	60	5/8	2-3/8	15	30	5/8	1-1/8	10	3/8	124
					45	60	1-3/4	2-3/8	40	50	1-5/8	2	20	3/4	581
					60	50	2-3/8	2	60	70	2-3/8	2-3/4	40	1-5/8	583
					60	95	2-3/8	3-3/4							
					85	70	3-3/8	2-3/4							
					85	150	3-3/8	6	80	110	3-1/8	4-3/8	55	2-1/8	585
					110	115	4-3/8	4-1/2							
					110	210	4-3/8	8-1/4							
150	165	6	6-1/2												
20.8-30.5	460/-	540/- 710/	600/- 800/	700/- 1050/	10	20	3/8	3/4	10	10	3/8	3/8	10	3/8	120
					12	50	1/2	2	10	20	3/8	3/4	10	3/8	124
					45	60	1-3/4	2-3/8	30	50	1-1/8	2	15	5/8	581
					60	50	2-3/8	2	45	70	1-3/4	2-3/4	35	1-3/8	583
					60	90	2-3/8	3-1/2							
					80	70	3-1/8	2-3/4							
					80	145	3-1/8	5-3/4	70	110	2-3/4	4-3/8	50	2	585
					105	110	4-1/16	4-3/8							
					105	200	4-1/16	7-7/8							
					140	160	5-1/2	6-1/4	135	210	5-3/8	8-1/4	-	-	589
					135	280	5-3/8	11							
					170	220	6-3/4	8-5/8							

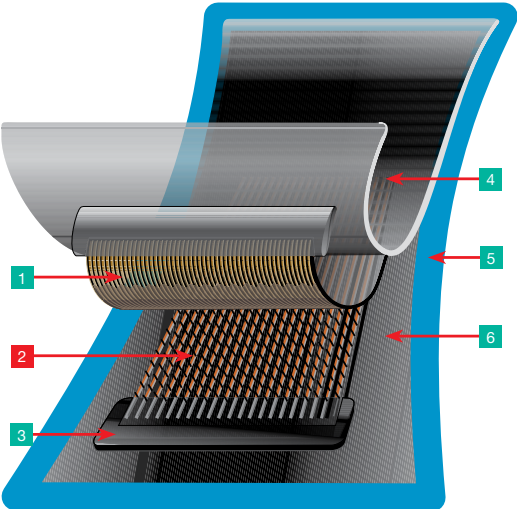
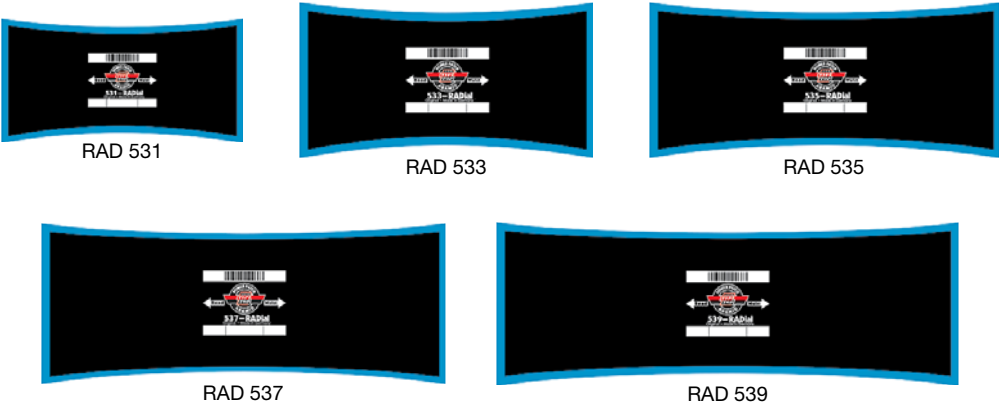
REMA TIP TOP Radial tire repair units (ARAMID)

Today's varied tire designs, unique wheel applications and demanding driving conditions require a broad range of tire repair products. REMA TIP TOP's ARAMID repair units are lightweight, provide optimal flexibility and will prove to be the most reliable truck repair units you have ever handled. For best results, always select the corresponding REMA TIP TOP Stem insert unit, carbide cutter and Special Cement BL (non flammable) or Special Blue Cement (flammable) for a permanent, reliable repair.

- Precise contour suits critical positions in low-profile tires.
- High strength ARAMID belts do not elongate, thus reducing repair bulge

Part No	Description	Size (inch)	Box/Qty	
RAD-531 ARAMID	Radial repair unit for low profile tires	3 ⁷ / ₁₆ x 6 ¹ / ₂	10	•
RAD-533 ARAMID	Radial repair unit for low profile tires	4 ³ / ₈ x 8	10	•
RAD-535 ARAMID	Radial repair unit for low profile tires	4 ³ / ₈ x 10	10	•
RAD-537 ARAMID	Radial repair unit for low profile tires	4 ³ / ₈ x 11 ¹ / ₄	10	•
RAD-539 ARAMID	Radial repair unit for low profile tires	4 ¹ / ₂ x 12 ³ / ₄	10	•























B



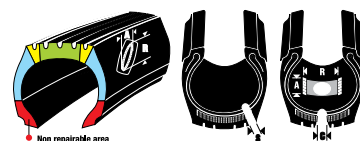
ARAMID repair unit

- 1 Textile cord forms a large-surface cover layer within the repair unit.
- 2 ARAMID layer provides reinforcement, reducing deformation in the repair area.
- 3 Cord end overlay 3-step overlay made of high-strength rubber compounds, on the aramid cord ends, prevents cord end break out.
- 4 Top cover protects cord body.
- 5 Bonding layer enables homogeneous bonding of the repair unit to the tire.
- 6 Cushion layer between fabric package and bonding layer.

RAD 500 Series Section Repair Chart

														RAD No.
B  min. LI 122	6.0 - 7.50	7 R - 8.5 R 205/ - 235/	205/ - 235/	245/ - 265/		-	-	10	10 x 10	¾	¾ x ¾	-	-	115
						15 x 30	¾ x 1¼	15	15 x 15	¾	¾ x ¾	10	¾	531
						10 x 75 20 x 60	¾ x 3 ¾ x 2¾	20	20 x 30	¾	¾ x 1¼	12	½	533
						20 x 90 30 x 60	¾ x 3½ 1¼ x 2¾	25	25 x 40	1	1 x 1¾	15	¾	535
 	8.25 - 10.00 225/ - 245/	9 R - 10 R 245/ - 265/	245/ - 265/	275/ - 315/		-	-	8	8 x 8	¾	¾ x ¾	-	-	115
						12 x 30	½ x 1¼	15	15 x 15	¾	¾ x ¾	10	¾	531
						10 x 75 20 x 60	¾ x 3 ¾ x 2¾	20	20 x 30	¾	¾ x 1¼	15	¾	533
						20 x 90 25 x 80	¾ x 3½ 1 x 3¼	30	30 x 50	1¼	1¼ x 2	20	¾	535
  	11.00 - 13.00 12.5 R - 14.75 R	11 R - 13 R 275/ - 385/ 12/ - 14/ 14.75/	275/ - 375/ 11/ - 13/	325/ - 385/		-	-	8	8 x 8	¾	¾ x ¾	-	-	115
						12 x 25	½ x 1	12	12 x 12	½	½ x ½	10	¾	531
						12 x 65 20 x 50	½ x 2½ ¾ x 2	20	20 x 30	¾	¾ x 1¼	12	½	533
						15 x 90 25 x 70	¾ x 3½ 1 x 2¾	25	25 x 50	1	1 x 2	15	¾	535
						15 x 130 35 x 70	¾ x 5¼ 1¾ x 2¾	35	35 x 70	1¾	1¾ x 2¾	25	1	537
						15 x 150 30 x 100 40 x 85	¾ x 6 1¼ x 4 1¾ x 3¾	40	40 x 80	1¾	1¾ x 3¾	25	1	539
   ROAD	14.00 - 16.00 375/ - 445/	15 R - 24 R 395/ - 475/ 15.5/ -	445/ - 605/	395/ - 525/	425/ - 445/	10 x 20	¾ x ¾	12	12 x 12	½	½ x ½	8	¾	531
						10 x 50	¾ x 2	15	15 x 25	¾	¾ x 1	10	¾	533
						10 x 90 20 x 60	¾ x 3½ ¾ x 2¾	20	20 x 30	¾	¾ x 1¼	15	¾	535
						12 x 110 25 x 70	½ x 4¾ 1 x 2¾	25	25 x 40	1	1 x 1¾	20	¾	537
						10 x 160 15 x 120 30 x 80	¾ x 6¼ ¾ x 4¾ 1¼ x 3¼	30	30 x 50	30	1¼ x 2	25	1	539

This is the repair chart valid at the time of printing.
Always refer to the repair chart and safety advice packed with the product!





Bias Repair Units

REMA TIP TOP Bias-Ply tire repair units

REMA TIP TOP offers a wide selection of bias-ply (cross ply) repair units for applications on passenger, truck, OTR, agricultural and industrial bias-ply tires. Due to our fully-integrated blue bonding layer, REMA TIP TOP bias-ply repair units are suitable for use with all current vulcanizing systems. For best results, always select the corresponding REMA TIP TOP Stem insert unit, carbide cutter and Special Cement BL (non flammable) or Special Blue Cement (flammable) for a permanent, reliable repair.

Part No	Description	Sidewall injuries	Tread, Shoulder	Size (inch)	Plies	Box/ Qty	Case/ Qty				
PN-0	BIAS repair unit PN-0		•	1 $\frac{1}{16}$	1	50	200	•			
PN-3	BIAS repair unit PN-3		•	4	2	10	72	•	•		
PN-4	BIAS repair unit PN-4		•	5 $\frac{3}{4}$	2	10	64	•	•		
PN-5	BIAS repair unit PN-5		•	6 $\frac{1}{2}$	4	10	27		•		
PN-6	BIAS repair unit PN-6		•	9 $\frac{1}{4}$	6	10	16		•		
PN-7	BIAS repair unit PN-7		•	11 $\frac{3}{4}$	6	10	12		•		
PN-8	BIAS repair unit PN-8		•	13 $\frac{1}{2}$	6	5	9		•		
PN-9	BIAS repair unit PN-9		•	15 $\frac{1}{2}$	8	3	15		•		
PN-10	BIAS repair unit PN-10		•	17 $\frac{3}{4}$	8	3	9		•		
PN-20	BIAS repair unit PN-20		•	10	4	10	12			•	
PN-21	BIAS repair unit PN-21		•	14 $\frac{1}{2}$	4	5				•	
PN-22	BIAS repair unit PN-22		•	20	4	3				•	
PN-23	BIAS repair unit PN-23		•	10	6	10	10			•	
PN-24	BIAS repair unit PN-24		•	14 $\frac{1}{2}$	6	5				•	
PN-25	BIAS repair unit PN-25		•	20	6	3				•	
PN-40	BIAS repair unit PN-40		•	7	4	2					•
PN-41	BIAS repair unit PN-41		•	8 $\frac{3}{4}$	6	2					•
PN-42	BIAS repair unit PN-42		•	10 $\frac{1}{4}$	8	2					•



REMA TIP TOP bias-ply tire repair units

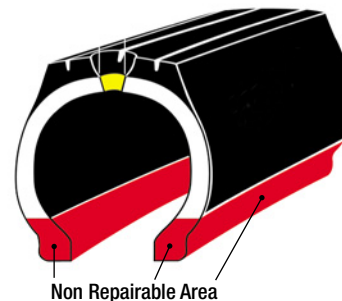
Bias-Ply Repair Chart

P.N

DIAGONAL



C		PR				
max. mm	max. inch	PLY RATING	-6	8 - 10	12 - 14	16 - 18
25	1"	PN-Nr.	20	20	20	20
50	2"	PN-Nr.	20	20	21	23
75	3"	PN-Nr.	20	23	23	24
125	5"	PN-Nr.	21	24	24	25
175	7"	PN-Nr.	22	25	25	-



C		PR				
max. mm	max. inch	PLY RATING	-8	10 - 12	14 - 16	18 - 20
25	1"	PN-Nr.	40	41	41	42
50	2"	PN-Nr.	40	41	42	42
75	3"	PN-Nr.	-	42	42	-



C		PR								
max. mm	max. inch	PLY RATING	-4	6 - 8	10 - 12	14 - 16	18 - 20	22 - 24	-12	14 - 18
10	3/8"	PN-Nr.	3	3	3	3	4	4	3	3
15	1/2"	PN-Nr.	3	3	4	4	5	5	3	3
25	1"	PN-Nr.	3	4	5	6	6	6	3	4
35	1 3/8"	PN-Nr.	4	4	5	6	7	7	3	4
50	2"	PN-Nr.	5	5	6	7	8	8	5	5
75	3"	PN-Nr.	-	-	7	7	9	9	6	6
100	4"	PN-Nr.	-	-	8	8	9	10	7	7
125	5"	PN-Nr.	-	-	-	10	10	-	-	8



PN o2 - o10



REMA TIP TOP Bias-Ply OTR & grader tire repair units

REMA TIP TOP offers a wide selection of bias-ply (cross ply) repair units suitable for tread, shoulder and sidewall repair of OTR & grader bias-ply tires. Due to our fully-integrated blue bonding layer, REMA TIP TOP bias-ply repair units are suitable for use with all current vulcanizing systems. For best results, always use the appropriate REMA TIP TOP accelerator solution for a permanent, reliable repair.

Part No	Description	Tread injuries	Shoulder injuries	Sidewall injuries	Size (mm/inch)	Plies	Box/Qty	
PN-050	BIAS repair unit PN 050	•	•	•	240/9½	4	3	•
PN-050+	BIAS repair unit PN 050+	•	•	•	240/9½	6	3	•
PN-052	BIAS repair unit PN 052	•	•	•	360/14	6	3	•
PN-052+	BIAS repair unit PN 052+	•	•	•	360/14	8	3	•
PN-054	BIAS repair unit PN 054	•	•	•	480/19	8	2	•
PN-054+	BIAS repair unit PN 054+	•	•	•	480/19	10	2	•
PN-056	BIAS repair unit PN 056	•		•	660/26	10	2	•
PN-056+	BIAS repair unit PN 056+	•		•	660/26	12	2	•
PN-056S	BIAS repair unit PN 056S			•	660/26	10	2	•
PN-058	BIAS repair unit PN 058	•		•	810/32	12	1	•
PN-058+	BIAS repair unit PN 058+	•		•	810/32	14	1	•
PN-058S	BIAS repair unit PN 058S			•	810/32	12	1	•
PN-058S+	BIAS repair unit PN 058S+			•	810/32	14	1	•

B



REMA TIP TOP Bias-Ply OTR & grader tire repair units

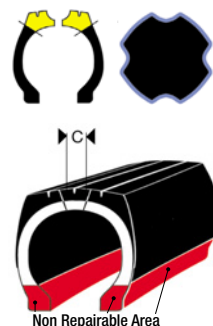
Bias-Ply Repair Chart/OTR



Tread and Shoulder Injuries, Section Repairs

C		PR	PLY RATING	10-14	16-20	22-26	28-32	34-38	40-44	46-50	52-58	60-
max. mm	max. inch											
15	1/2	PN-Nr.	050	050	050	050	050	050+	050+	050+	050+	050+
25	1	PN-Nr.	050	050	050	050	050+	050+	050+	050+	052	052
50	2	PN-Nr.	050	050	050	050	050+	052	052	052	054	054
75	3	PN-Nr.	050	050+	052	052	052	052+	054	054	054+	056
100	4	PN-Nr.	052	052	052	052+	054	054+	056+/052+	056+/052+	056+/054+	056+/054+
125	5	PN-Nr.	052	052+	052+	054	054+	054+	056+/052+	056+/054	056+/054	058+/056
150	6	PN-Nr.	052	054	054	054+	054+	056+/052	056+/054	058+/054	058+/056	056+
175	7	PN-Nr.	052	054	054	054+	056+	056+/052	058+/054	058+/056	056	056
200	8	PN-Nr.	-	054	056	056+	058+	056+/052	058+/056	056	056	056+
225	9	PN-Nr.	-	-	056	056+	058+	058/054	058+/056	056	056	056+
250	10	PN-Nr.	-	-	056	056+	058/052	058/054	056	056	056+	056+

PN 050 - 058+



Sidewall Repairs

C		PR	PLY RATING	10-14	16-20	22-26	28-32	34-38	40-44	46-50	52-58	60-
max. mm	max. inch											
15	1/2	PN-Nr.	050	050	050	050	050+	050+	050+	050+	050+	050+
25	1	PN-Nr.	050	050	050	050+	050+	050+	050+	052	054	054
50	2	PN-Nr.	050	050	050	050+	052	052	052	054	054+	056S
75	3	PN-Nr.	050	050+	052	052	052	052+	054	054+	056S/052+	056S/052+
100	4	PN-Nr.	052	052	052	052+	054	054+	056S/052+	056+/054	056+/054	058S/056S
125	5	PN-Nr.	052	052+	052+	054	054+	056+	056S/052+	056+/054	056+/054	058S/056S
150	6	PN-Nr.	052	054	054	054+	054+	056+/052	058S+/054	058S+/054	058S+/056S	056+
175	7	PN-Nr.	052	054	054	054+	056+	056+/052	058S+/054	058S+/056S	058S+/056S	056+
200	8	PN-Nr.	-	054	056S	056S+	058S+	056+/052	058S/056S	058S+/056S	058S+/056S	056+

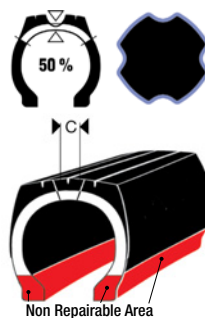
PN 056S - 058S+
S = Sidewall

PN 050 - 054+



Non penetrating injury (up to 50%) to tread or shoulder (reinforcement repairs)

C		PR	PLY RATING	10-14	16-20	22-26	28-32	34-38	40-44	46-50	52-58	60-
max. mm	max. inch											
50	2	PN-Nr.	050	050	050	050+	052	052	052+	052+	052+	052+
100	4	PN-Nr.	050	050	052	052	052+	052+	054	054+	054+	054+
150	6	PN-Nr.	052	052	054	054	054	054	054	054+	054+	056+
200	8	PN-Nr.	-	054	054	054	054	054	056	056	056+	058+
250	10	PN-Nr.	-	-	054	056	056	056	056	056+	058	058+

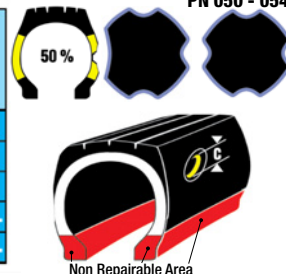


Non penetrating injury (up to 50%) to the sidewall area (reinforcement repairs)

C		PR	PLY RATING	10-14	16-20	22-26	28-32	34-38	40-44	46-50	52-58	60-
max. mm	max. inch											
50	2	PN-Nr.	050	050	050	050+	052	052	052+	052+	052+	052+
100	4	PN-Nr.	050	050	052	052	052+	052+	054	054+	054+	054+
150	6	PN-Nr.	052	052	054	054	054	054	054+	054+	054+	056+
200	8	PN-Nr.	-	054	054	054	054	056S	056S	056+	058S+	058S+
250	10	PN-Nr.	-	-	054	056S	056S	056S	056+	058S	058S+	058S+

PN 056S - 058S+
S = Sidewall

PN 050 - 054+





UNIVERSAL Repair Units

REMA TIP TOP Universal tire repair units (UP)



REMA TIP TOP's rubber-reinforced, Universal repair units are specially formulated to provide maximum flexibility and strength. These non-directional, center over injury repair units perform flawlessly in both radial or bias-ply tire designs. For best results, always select the corresponding REMA TIP TOP Stem insert unit, carbide cutter and Special Cement BL (non flammable) or Special Blue Cement (flammable) product for a permanent, reliable repair.

Part No	Description	Injury Size (inch)	Repair unit Size (inch)	Repair unit Size (mm)	Box/Qty	Case/Qty		
UP-3	Universal repair unit UP 3	Small Nailhole	1 $\frac{1}{16}$	27	100	140	•	•
UP-4.5P	Universal repair unit UP 4.5, pail	$\frac{3}{16}$	1 $\frac{1}{16}$	37	300		•	•
UP-6	Universal repair unit UP 6	$\frac{1}{4}$	1 $\frac{1}{16}$	43	50	70	•	•
UP-6P	Universal repair unit UP 6, pail	$\frac{1}{4}$	1 $\frac{1}{16}$	43	200		•	•
UP-8	Universal repair unit UP 8	$\frac{5}{16}$	2 $\frac{3}{16}$	55	50	70		•
UP-8P	Universal repair unit UP 8, pail	$\frac{5}{16}$	2 $\frac{3}{16}$	55	150			•

B



UP Universal Repair Unit	CØ max. mm	
- T	6	UP 6
H - V	6	UP 6
	6	UP 6
	8	UP 8

FRU Series of Repair Units



The FRU Series of Repair Units is a fabric reinforced series to satisfy those technicians who require additional ply support within the patch body of the repair unit. This series of Universal Repair Units are round, non-directional units suitable for placement in the tread area of tires and can be safely used in both Bias and Radial constructed tires. The FRU Repair Units utilize the same BL cement as all our blue-bonding system repair units. (The FRU Series of Repair Units should be used in conjunction with REMA TIP TOP RS Stem Units, or cavities filled with extruder rope & vulcanized)

Part No	Description	Repair unit Size (inch)	Plies	Pail/Qty
FRU1-MP	FRU Repair Unit	2- $\frac{1}{8}$	1 Ply	25
FRU1-P	FRU Repair Unit	2- $\frac{1}{8}$	1 Ply	100
FRU2-MP	FRU Repair Unit	3	2 Ply	25
FRU2-P	FRU Repair Unit	3	2 Ply	100



Injury Size					
1/4" (6mm)	FRU-1	FRU-1	FRU-1	FRU-1	FRU-2
5/16" (8mm)	-	FRU-1	FRU-1	FRU-2	FRU-2
3/8" (10mm)	-	-	FRU-2	FRU-2	FRU-2

Section repair ID patches

The accepted and approved method for identifying section repairs in radial and bias truck tires.

Part No	Description	Box/Qty
90	Blue Triangle Section ID patches	50
90B	Blue Triangle Section ID patches	1000



90



Emergency Repairs

B



560



570



580



6002



RAD-104

REMA TIP TOP Sealastic & Emergency Repairs

Part No	Description	Box/ Qty	Case/ Qty				
560	REMA SEAL for passenger and light truck tires, workshop kit Contents: 50 Sealastic repair units, 1 Special Blue Cement can, 1 insertion tool	1		•	•		
570	REMA SEAL for truck tires, workshop kit Contents: 20 Sealastic repair units, 1 Sealastic cement can, 1 insertion tool	1				•	
580	REMA SEAL for OTR tires, workshop kit Contents: 20 Sealastic repair units, 1 Special Blue Cement can, 1 insertion tool	1					•
760	ANCHOR SEAL Kit Contents: 50 Super Radial Anchor-Seal repair units, 1 Special Blue Cement can, 1 insertion tool	1		•			
561	REMA SEAL for passenger and light truck tires, refill pack	50	50	•	•		
571	REMA SEAL for truck tires, refill pack	20	50			•	
581	REMA SEAL for OTR tires, refill pack	20	40				•
761	ANCHOR SEAL, refill pack	50		•			
Accessories							
525	REMA SEAL inserting tool for passenger and light truck tires	1		•	•		
565	REMA SEAL inserting tool for passenger and light truck tires	1		•	•		
575	REMA SEAL inserting tool for truck tires	1				•	
585	REMA SEAL inserting tool for OTR tires	1					•
6002	Insertion Tool for REMA SEAL and ANCHOR SEAL repair units	1					

Radial Anchor Seal emergency repairs

The Radial Anchor Seal Emergency Repair Kit is ideal for repair of radial passenger, ATV, lawn and garden tractor tires.

Part No	Description	Box/Qty	Case/Qty		
RAD-104	Radial Anchor Seal Emergency Repair Kit Contents: 25 Super Radial Anchor-Seal emergency repair units, 1 Special Blue Cement can, 1 insertion tool, 1 hand rasp, 1 plastic handle knife, 1 marker	1		•	•





REMA TIP TOP Tire Service Cabinets and Kits

REMA TIP TOP offers a diverse selection of service kits for most types of tire and tube repairs. All REMA TIP TOP Repair Cabinets are designed with a locking door and include a Rubber Manufacturers Association wall chart and our step-by-step Nail Hole Repair training CD (English/Spanish.)

New tire dealer tire repair service cabinet (26A)

Our most popular and comprehensive service cabinet contains everything required to perform proper one-piece and two-piece nail hole repairs. Complete with Repair Materials and Supplies to perform 90 one-piece repairs and 50 two-piece repairs.

Part No	Description	Qty		
26A	New tire dealer repair cabinet	1	•	•

Contents Include:

- 1 box Universal repair units UP-6 (1/4")
- 1 box RemaStems RS-6 (1/4")
- 1 box each of Minicombis A-3 (1/8"), A-6 (1/4")
- 2 cans Special Blue Cement BL-8F (8 fl. oz.)
- 2 cans Pre-Buff Cleaner 70F (16 fl. oz. aerosol)
- 1 can Innerliner Sealer 76F (16 fl. oz.)
- 1 Low Speed Air Buffer CP-873K
- 1 Air Vacuum, w/bag 795
- 1 each of carbide cutters CC-3 (1/8"), CC-6 (1/4")
- 1 buffing cone TCW-210-80 2" (5/8" x 24T)
- 1 QR adapter 6068-125 (CC-3)
- 1 QR adapter 6068 (CC-6)
- 1 QR arbor 6067, sleeved (TCW-210-80)
- 1 injury probe/awl 190
- 1 ball bearing stitcher 30
- 1 innerliner scraper 28
- 1 brass bristle cleaning brush 6014
- 10 pulling wires 626 (RS-6)
- 1 Nailhole Repair Training CD TRM-CD
- 1 Nailhole Repair Application Chart



26A

Radial tire and tube repair service cabinet

Introductory supply assortment kit

Part No	Description	Qty		
26	Radial tire repair service station assortment	1	•	•

Contents Include:

- 1 box each of tube patches #1, #2, #7
- 1 box each of Radial repair units RAD-0, RAD-110
- 2 boxes of Radial repair units RAD-116
- 1 can Special Blue Cement BL-8F (8 fl. oz.)
- 1 can Cold Vulcanizing Fluid 203
- 1 can Pre-Buff Cleaner 70F (16 oz. aerosol)
- 1 ball bearing stitcher 30
- 1 tube repair stitcher 908
- 1 Nailhole Repair Training CD TRM-CD
- 1 Nailhole Repair Application Chart



12

Truck tire puncture repair kit, #12

REMA TIP TOP's truck tire puncture repair kits are designed for high-quality, permanent repair of passenger/light truck, medium/heavy truck radial tires.

Part No	Description	Qty			
12	Truck tire puncture repair kit	1	•	•	•

Contents Include:




- 1 box tube patches #3
- 1 box Radial repair units RAD-120
- 1 box Bias repair units PN-3
- 10 Universal repair units UP-8
- 4 Minicombis B-8 ($\frac{5}{16}$ ")
- 10 RemaStems RS-8 ($\frac{5}{16}$ ")
- 1 can Cold Vulcanizing fluid 203
- 1 can Special Blue Cement BL-8F (8 fl. oz.)
- 1 can Pre-Buff Cleaner 70F (16 oz. aerosol)
- 1 Low Speed Air Buffer CP-873K
- 1 tungsten buffing kit 788, w/QR arbor
- 1 hand rasp 199
- 1 flexible round-tip knife 929
- 1 ball bearing stitcher 30
- 1 rubber scraper 28
- 4 pulling wires 626
- 1 pair safety glasses 6070
- 2 marking crayons, yellow
- 1 Nailhole Repair Training CD TRM-CD
- 1 Nailhole Repair Application Chart
- 1 plastic carrying case



18

Introductory tire puncture repair kit, #18

REMA TIP TOP's truck tire puncture repair kits are designed for high-quality, permanent repair of passenger/light truck, medium/heavy truck radial tires.



Part No	Description	Qty			
18	Introductory puncture repair kit	1	•	•	•

Contents Include:

- 10 Universal repair units UP-6
- 10 Minicombis A-3 ($\frac{1}{8}$ ")
- 8 Minicombis A-6 ($\frac{1}{4}$ ")
- 10 RemaStems RS-6 ($\frac{1}{4}$ ")
- 1 can Special Blue Cement BL-8F (8 fl. oz.)
- 1 can Pre-Buff Cleaner 70F (16 oz. aerosol)
- 1 can Innerliner Sealer 76F (16 fl. oz.)
- 1 each of carbide cutters CC-3 ($\frac{1}{8}$ "), CC-6 ($\frac{1}{4}$ ")
- 1 awl/probe 190
- 1 ball bearing stitcher 30
- 1 rubber scraper 28
- 1 brass bristle cleaning brush 6014
- 2 pulling wires 626
- 1 Nailhole Repair Training CD TRM-CD
- 1 Nailhole Repair Application Chart
- 1 plastic carrying case

Truck tire repair service cabinet (26-NT)

Designed for repair of truck tubes and tires. The 20" x 20" steel wall mount cabinet contains a generous amount of REMA TIP TOP supplies, capable of performing 60 tube repairs, 118 one-piece repairs, and over 100 two-piece repairs. Includes REMA TIP TOP carbide cutters for each size Minicombi and RemaStem product contained in this cabinet.

Part No	Description	Qty		
26-NT	Passenger/light truck tire repair wall cabinet kit	1	•	•

Contents Include:

- 1 box each of tube patches #2, #3
- 1 box each of Radial repair units RAD-120
- 1 box each of Universal repair units UP-6 ($\frac{1}{4}$ "), UP-8 ($\frac{5}{16}$ ")
- 1 box each of Minicombis A-4.5 ($\frac{3}{16}$ "), A-6 ($\frac{1}{4}$ "), B-8 ($\frac{5}{16}$ "), B-10 ($\frac{3}{8}$ ")
- 1 box each RemaStems RS-6 ($\frac{1}{4}$ "), RS-8 ($\frac{5}{16}$ "), RS-10 ($\frac{3}{8}$ ")
- 1 can Vulcanizing Fluid 203 (8 fl. oz.)
- 1 can Special Blue Cement BL-8F (8 fl. oz.)
- 1 can Pre-Buff Cleaner 70F (16 oz. aerosol)
- 1 can Innerliner Sealer 76F (16 fl. oz.)
- 1 can Tire Talc 63
- 1 box pull wires 626
- 1 innerliner scraper 28
- 1 each of carbide cutters CC-4.5 ($\frac{3}{16}$ "), CC-6 ($\frac{1}{4}$ "), CC-8 ($\frac{5}{16}$ "), CC-10 ($\frac{3}{8}$ ")
- 1 brass bristle cleaning brush 6014
- 1 Nailhole Repair Training CD TRM-CD
- 1 Nailhole Repair Application Chart





26-NT

B

Passenger/light truck tire repair service cabinet (26-R)

This versatile service cabinet contains a variety of products for tube and tire repairs. The 20" x 20" steel wall mount cabinet contains a generous amount of REMA TIP TOP supplies, capable of performing 60 tube repairs, 130 one-piece repairs, and 50 two-piece repairs.

Part No	Description	Qty		
26-R	Passenger/light truck tire repair wall cabinet kit	1	•	•

Contents include:

- 1 box each of tube patches #2, #3
- 1 box Radial repair units RAD-110
- 1 box Universal repair units UP-6 ($\frac{1}{4}$ ")
- 1 box each of Minicombis A-3 ($\frac{1}{8}$ "), A-4.5 ($\frac{3}{16}$ "), A-6 ($\frac{1}{4}$ ")
- 1 box RemaStems RS-6 ($\frac{1}{4}$ ")
- 1 can Vulcanizing Fluid 203 (8 fl. oz.)
- 1 can Special Blue Cement BL-8F (8 fl. oz.)
- 1 Pre-Buff Cleaner 70F (16 fl. oz. aerosol)
- 1 can Innerliner Sealer 76F (16 fl. oz.)
- 1 can Tire Talc 63
- 1 box pulling wires 626
- 1 innerliner scraper 28
- 1 each of carbide cutters CC-3 ($\frac{1}{8}$ "), CC-4.5 ($\frac{3}{16}$ "), CC-6 ($\frac{1}{4}$ ")
- 1 brass bristle cleaning brush 6014
- 1 Nailhole Repair Training CD TRM-CD
- 1 Nailhole Repair Application Chart



Vulcanizing Cement



Cold Vulcanizing Fluid

Specifically designed for the vulcanization of tube patches, valve patches and rubber-based tube valve repair units.

Part No	Description	Size	Box/Qty	Case/Qty
201	Cold Vulcanizing Fluid	25 g tube	1	
202	Cold Vulcanizing Fluid	50 g tube	1	
203	Cold Vulcanizing Fluid, with brush top	8 oz. can	12	
204	Cold Vulcanizing Fluid	32 oz. can	6	
205	Cold Vulcanizing Fluid	1 US gal. can	1	1



Special Cement BL (Non Flammable)

The key to REMA TIP TOP's exclusive Blue Bonding System, Special Cement BL creates a nearly indestructible bond between tire and repair unit. Specifically designed for the application of REMA TIP TOP Radial, Bias-Ply and Universal, Minicombi & RemaStem repair units. Use for chemical installation of REMA TIP TOP blue bonding layer repair units, Blue Floater Gum and chemical vulcanizing compounds.

Part No	Description	Size	Box/Qty	Case/Qty
BL-8	Special Cement BL, with brush top	8 oz. can	12	
BL-32	Special Cement BL	32 oz. can	6	
BL-G	Special Cement BL	1 US gal. can	1	1



Special Blue Cement (Flammable)

The key to REMA TIP TOP's exclusive Blue Bonding System, Special Blue Cement (flammable) creates a nearly indestructible bond between tire and repair unit. REMA TIP TOP's newest Special Blue Cement (flammable) is free of CFC and aromatic compounds. Specifically designed for the application of REMA TIP TOP Radial, Bias-Ply and Universal, Minicombi & RemaStem repair units. Use for chemical installation of REMA TIP TOP blue bonding layer repair units, Blue Floater Gum and chemical vulcanizing compounds.

Part No	Description	Size	Box/Qty
BL-8F	Special Blue Cement (flammable), with brush top	8 oz. can	12
BL-32F	Special Blue Cement (flammable)	32 oz. can	6



OTR Cement

Specifically designed for the chemical application of REMA TIP TOP Radial (RAD) and Bias Ply (PN) repair units, optimizing the service performance of long haul earthmover and agricultural tires.

Part No	Description	Size	Box/Qty	Case/Qty
5576	OTR Special BL Cement	1 kg. can	1	6
5577	OTR Special BL Cement	5.4 kg. can	1	1



5576

Thermopress Solution

Specifically designed for heat cure repair processes utilizing REMA TIP TOP repair units and uncured MTR rubber products.

Part No	Description	Size	Box/Qty	Case/Qty
5578	Thermopress MTR Solution	1 kg can	1	6
5579	Thermopress MTR Solution	5.4 kg. can	1	1



5578

C



Pre-Buff Cleaners

Liquid Pre-Buff Cleaners (non-flammable)

REMA TIP TOP Pre-Buff Cleaners are specially formulated to dissolve mold-release lubricants and other contaminants creating a clean surface prior to innerliner buffing. Available in spout-top liquid or spray-top aerosol dispensers.

- Same formula for tube or tire preparation.

Part No	Description	Size	Box/Qty
71	Pre-Buff Cleaner	32 fl. oz. spout can	6



71

Liquid Pre-Buff Cleaners (flammable)

REMA TIP TOP Pre-Buff Cleaners are specially formulated to dissolve mold-release lubricants and other contaminants creating a clean surface prior to innerliner buffing. Available in spout-top liquid or spray-top aerosol dispensers.

- CFC-free formula requires shorter drying times.
- Same formula for tube or tire preparation.

Part No	Description	Size	Box/Qty
70-F	Pre-Buff Cleaner	16 fl. oz. spray can	12
71-F	Pre-Buff Cleaner	32 fl. oz. spout can	6



70-F



71-F



Sealer Products



960

Rim & Bead Sealer (non-flammable)

REMA TIP TOP offers two distinct Bead Sealer formulations designed to prevent leaks between the tire and rim.

- Designed to be applied to tire beads during the mounting process.
- Ideally suited for use with new or old tires.
- No drip formula is highly viscous with an extended shelf life.

Part No	Description	Size	Box/Qty
960	Rim & Bead Sealer, with brush cap	32 fl. oz. can	6
960ND	Rim & Bead Sealer, with brush cap No drip formula	32 fl. oz. can	6

C



960-F

Rim & Bead Sealer (flammable)

REMA TIP TOP CFC-Free Bead Sealer is designed to prevent leaks between the tire and rim.

- Designed to be applied to tire beads during the mounting process.
- Ideally suited for use with new or old tires.
- CFC-free formula requires shorter drying times.

Part No	Description	Size	Box/Qty
960-F	Rim & Bead Sealer, with brush cap CFC-free formula Flammable	32 fl. oz. can	6



76

Innerliner Repair Sealant (non flammable)

REMA TIP TOP offers two distinct Repair Sealer formulations to accommodate unique customer preferences or requirements.

- Properly applied, Repair Sealer creates an airtight seal around a finished repair, over buffed areas or porous tire innerliners.
- Prudent use of Repair Sealer maintains the integrity of the repair.

Part No	Description	Size	Box/Qty	Case/Qty
76	Repair Sealant, with brush cap	16 fl. oz. can	6	
76-G	Repair Sealant	1 US gal. can	1	1



76-F

Innerliner Repair Sealant (flammable)

REMA TIP TOP offers two distinct Repair Sealer formulations to accommodate unique customer preferences or requirements.

- Properly applied, Repair Sealer creates an airtight seal around a finished repair, over buffed areas or porous tire innerliners.
- Prudent use of Repair Sealer maintains the integrity of the repair.
- CFC-free formula requires shorter drying times.

Part No	Description	Size	Box/Qty
76-F	Repair Sealant, with brush cap CFC-Free formula Flammable	16 fl. oz. can	6





Tire Talc

Tire Talcum

Specially formulated for trouble-free tube installation, reduces folding and sticking which contributes to friction within the tire.

Part No	Description	Size	Box/Qty	Case/Qty
63	Tire Talc	500g shaker can	1	10



63



Vulcanizing Compounds

REMA TIP TOP Vulcanizing Compounds are uniquely designed for cosmetic repair to tire and conveyor-belt surfaces. (Not for use where cord damage exists.) When thoroughly mixed in equal portions, these materials chemically cure (at room temperature) producing a durable, permanent repair.

- Vulcanizing compounds are limited to bead repair of truck/OTR tires or sidewall repair of OTR tires only.
- CFC-free formula requires shorter drying times.



A & B compound repair system (flammable)

REMA TIP TOP's Vulc Compound has no equal when it comes to cold vulcanization injury filling. Equal quantities of A compound and B compound, thoroughly mixed, produce a durable permanent repair.

Part No	Description	Box/Qty
50F	A+B Vulc Compound Kit 650g can of A compound 650g can of B compound 1 can Special Cement BL (CFC Free), 225g	Set
51F	A+B Vulc Compound Kit 300g can of A compound 300g can of B compound 2 cans Special Cement BL (CFC Free), 40g each	Set



50F



51F

T-2 compound repair system

REMA TIP TOP's T-2 Compound is abrasion resistant while maintaining it's elasticity and has been developed to help save time and money when repairing rubber only damage to the sidewall and bead areas of OTR tires.

- Always prepare repair area with T-2 Solution



Part No	Description	Size	Box/Qty
5177323	T2-Compound "A"	2 kg	1
5177330	T2-Compound "B"	2 kg	1
5177300	T2-Compound "A" Rope Rubber	6 kg	1
5177310	T2-Compound "B" Rope Rubber	6 kg	1
101000069	T2-Solution "A"	1 kg	1
101000070	T2-Solution "B"	1 kg	1
5177402	T2-Cleaning Rubber		5



5177323, 5177330, 5177300, 5177310,
101000069, 101000070, 5177402



Cushion Gum



5570, 5571

Blue floater gum



REMA TIP TOP self vulcanizing cushion gum is specially designed for laminating REMA TIP TOP repair units in chemical cure applications.

- Always use with REMA TIP TOP OTR/Special Blue Cement when installing in OTR/earthmover tires and agricultural tires

Part No	Description	Size (inch)	Size [L x W x H mm]	Box/Qty
5570	Blue Floater Gum	1/32 X 20	10,000 x 500 x 0.8	11 lb.
5571	Blue Floater Gum	1/32 X 7	8,000 x 250 x 0.8	4.5 lb.

C



5567-26.5



5161180

Multiple Temperature Rubber (MTR) & Cushion Gum repair products



REMA TIP TOP offers a variety of uncured rubber MTR products with excellent green tack and outstanding flow & vulcanization characteristics.

- MTR Cushion Gum and Rope Rubber products are designed for Heat Cure Systems with lamination of REMA TIP TOP repair units and filling prepared injuries.
- MTR Rubber products perform best when used with REMA TIP TOP MTR Solution.

Part No	Description	Size [L x W x H mm]	Box/Qty	Case/Qty
5561	REMA MTR Cushion Gum	24' x 10" x 0.050	6 lb	
5562-125	REMA MTR Cushion Gum	8000 x 500 x 1.0	11 lb	
5562-18	REMA MTR Cushion Gum	2600 x 500 x 3.0	12 lb	
5563	REMA MTR Cushion Gum	2600 x 30 x 3.0	2 lb	
5567-26.5	MTR Rope Rubber, OTR Repairs		26.5 lb/pail	36/pallet
5161180	MTR Cut Resistant Rope Rubber, OTR Repairs		26.5 lb/pail	36/pallet



Foil



5550

Anti-stick foil

REMA TIP TOP's heat resistant Anti-stick foil helps to keep spotter heads clean by preventing rubber from sticking to the plates or attachments.

Part No	Description	Size (inch)	Box/Qty	Case/Qty
5550	Anti-stick Foil	3 x 6 sheets	1000	6



Tire Mounting Lubricants

Tire Mounting Lubricants make mounting/demounting tires easier, faster, and reduces stress and damage to the tire bead.

Universal mounting paste

REMA TIP TOP's simple to use mounting paste is easily applied and will not corrode or discolor aluminum or alloy wheels. This fast drying formula will not freeze or harden and reduces wear and tear on tire changing equipment.

- Excellent Lubrication
- Superior "Tack"
- Reduces tire/rim slippage
- TPMS compatible
- Great for low profile and run flat tires

Part No	Description	Size	Box/Qty	Pallet/Qty						
75	Universal mounting paste	7.7 lbs.	4	120	•	•	•	•	•	•
75N	Universal mounting paste, Lo-profile	7.7 lbs.	4	120	•	•	•	•	•	•
74	Universal mounting paste	22 lbs.	1	48	•	•	•	•	•	•

C

Tire mounting compounds

REMA TIP TOP Tire Mounting Compounds contain rust inhibitors and will not separate or liquefy. These versatile compounds function as an excellent tire lubricant and for tire bead packing.







- Proper application provides damage-free removal of tires.
- Concentrated; water soluble, can be diluted

Part No	Description	Size	Box/Qty	Pallet/Qty						
HONEY COLOR										
2178	Mounting compound, concentrated	8 lbs. pail	4	120	•	•	•	•	•	•
2180X	Mounting compound, concentrated	25 lbs. pail	1	48	•	•	•	•	•	•
2183	Mounting compound, concentrated	40 lbs. pail	1	36	•	•	•	•	•	•
2012	Mounting compound, concentrated	125 lbs. drum	1	8	•	•	•	•	•	•
2014	Mounting compound, concentrated	55 US gal. drum	1	4	•	•	•	•	•	•
BROWN COLOR										
2278	Mounting compound, concentrated	8 lbs. pail	4	120	•	•	•	•	•	•
2280	Mounting compound, concentrated	25 lbs. pail	1	48	•	•	•	•	•	•
2282	Mounting compound, concentrated	40 lbs. pail	1	36	•	•	•	•	•	•
2214	Mounting compound, concentrated	55 US gal. drum	1	4	•	•	•	•	•	•



Tire mounting lubricant (Black-Ice Stop Rust Rim Release)







- Lubricates rim and tire for easy mounting & demounting
- Protects against rust & corrosion
- Prevents rim and bead from bonding

Part No	Description	Size	Box/Qty	Pallet/Qty						
2480	Black-Ice Stop Rust Rim Release	25 lbs. pail	1	48	•	•	•	•	•	•

OTR Tire Mounting/Packing Compound







REMA TIP TOP Tire Mounting Compounds contain rust inhibitors and will not separate or liquefy. These versatile compounds function as an excellent tire lubricant and for tire bead packing.

- Extra thick for Superior Bead Packing on OTR tires
- Makes OTR Tire Mounting Faster and Easier
- Will not separate or liquefy
- Excellent for Bead Packing of OTR Tires

Part No	Description	Size	Box/Qty	Pallet/Qty						
2490	OTR Tire Mounting Compound	25 lb. pail	1	48						•
2492	OTR Tire Mounting Compound	40 lb. pail	1	36						•

Tire mounting liquid lube





REMA TIP TOP's Liquid Tire Lubricants are non-toxic and contain no petroleum products. Lubricants can be applied by brush, swab, or spray bottle.

Part No	Description	Size	Box/Qty	Pallet/Qty						
BEAD BUTTER BLUE										
2053B	Bead Butter Blue, concentrate	1 US gal./4-case	4	144	•	•	•	•	•	
2054B	Bead Butter Blue, concentrate	5 US gal.	1	36	•	•	•	•	•	
2055B	Bead Butter Blue, concentrate	55 US gal. drum	1	4	•	•	•	•	•	
LIQUID LUBE BLUE										
81511	Liquid Lube Blue, concentrate	1 US gal./4-case	4	144	•	•	•	•	•	
81505	Liquid Lube Blue, concentrate, 5 gal. mixing bucket	2 US gal. concentrate	1	48	•	•	•	•	•	
81515	Liquid Lube Blue, concentrate	5 US gal.	1	36	•	•	•	•	•	
81555	Liquid Lube Blue, concentrate	55 US gal. drum	1	4	•	•	•	•	•	



Tire mounting lubricant brackets, brushes, swabs

REMA TIP TOP Mounting paste brackets are manufactured of heavy-duty steel, and fit a variety of tire changing machines. Heavy-duty mounting paste brushes and cotton swabs apply paste, compound or liquid products without waste or mess.

Part No	Description	Box/Qty	Case/Qty				
73	Mounting paste brush, 45° 1" brush head	1	10	•	•		
73W	Mounting paste brush, 45° 1" brush head	1	10	•	•		
73T	Mounting paste brush, 45° 2" brush head	1	10		•	•	•
75B	Mounting bracket for 75 paste, hardware included	1					
75NB	Mounting bracket for 75N paste, hardware included	1					
2990	Swab	1	12				



73



73W



73T



2990



75B



75NB

C



Expandable Hub Lube, BLACK-OUT Tire Paint, Leak Detector

Expandable Hub Lube

REMA TIP TOP Spray-On Expandable Hub Lube - a specialized lubricant for retread shops.

- Excellent Lubricant for Expandable Hubs • Quick/Easy Application
- Petroleum/Silicone Free • No mess or product build-up on equipment
- 70+ tires per application
- Specifically designed for use for expandable hubs utilized in retread shops

Part No	Description	Size	Box/Qty
EHL-32	Expandable Hub Lube	32 oz. spray bottle.	6

BLACK-OUT RTU

Ready to Use Water Based Black Tire Paint.

- Restores the original appearance of retreaded and used tires
- Covers crayon marks, scuffs and dirt to give the tire a new fresh look
- Works with machine or hand application

Part No	Description	Size	Box/Qty
BLACKOUT-5	BLACK-OUT RTU	5 US gal.	1
BLACKOUT-55	BLACK-OUT RTU	55 US gal. drum	1

Leak Detector

REMA TIP TOP Spray-On Leak Detector makes locating air leaks easier!

- Quick/Easy application
- Can be used on all types of tires, tubes, valves and rims.

Part No	Description	Size	Box/Qty
RLD-32	Leak Detector	32 oz. spray bottle.	6
RLD-32C	Leak Detector, concentrate	32 oz.	6



EHL-32



BLACKOUT-5



RLD-32



RLD-32C



Bead Release



BR-5



BR-QT



Bead Release

Excellent Bead Release Agent for hard-to-demount tires

- Ready-to-Use • Non-Flammable – Retread Safe • Safe to handle
- Superior penetration between Bead and Rim flange

Part No	Description	Size
BR-1	Bead Release	1 US gal./4-case
BR-5	Bead Release	5 US gal.
BR-55	Bead Release	55 US gal. drum
BR-QT	Bead Release, Container with a Spouted Flip Top Cap	32 oz.


D




Tire Spreaders



6000-CTS



Tool Tray



LED Light

MAX-WELL Commercial Tire Spreader (6000-CTS)

- Designed for commercial garages and volume usage of 20 tires per day.
- MAX-WELL Quality
- Made in the USA
- Simple design uses 52% less space than other commercial tire spreaders.
- Hand & foot controls can be moved for right or left hand usage.
- Lifts & handles tire sizes from 15" passenger & LT tires to 18" wide, including 445/50R22.5 super single truck tires.
- Tread rollers allow for 360° manual inspection of the internal and external tire surfaces.
- Dual pivot bead hooks allow for improved spread control.
- Adjustable height bead hooks accommodate variable sidewall heights of tires.
- LED light kit.
- Tire Lift capacity is 200 pounds @ 110psi.
- Fasteners and pneumatic fittings are American npt threads.
- Warranty - 1 year on frame and pneumatic parts.
- Pneumatic system must be connected to a regulated and filtered air supply to maintain warranty.


Part No	Description	Box/Qty
6000-CTS	MAX-WELL Commercial Tire Spreader	1


RHS-300 Tire Spreader

German Designed Tire Spreader for Retreaders & Commercial Facilities.

- Versatile machine with twice the lift height of the previous model.
- This model has a smaller dimensional footprint.
- Will handle tires 20% wider than the previous model.
- 33% greater Lifting Capacity.
- Handles tires sizes from Passenger, Truck, Tractor & small OTR.
- New tilt function for operator comfort.

Part No	Description	Box/Qty
RHS-300	RHS-300 Tire Spreader Technical Specifications: Tire Size: up to 62.5" diameter tires Lifting Capacity: 660 lbs. Spreader Table Max. Height: 34.5" Roll-on Height: 11" Table Tilt Range: 0 to 40 degrees Operating Pressure: 145 psi Machine Weight: 507 lbs. Dimensions: 54.3"L x 31.5"W x 59"H	1





3050

Tire spreader

This portable tire spreader performs passenger and light truck tire inspections with ease. REMA TIP TOP's portable tire spreader fits over the center post of most tire changers (up to 1 3/4" post diameter). Hand-operated spreading device allows easy access to any portion of the tire.



Part No	Description	Box/Qty		
3050	Tire Spreader	1	•	•



3050-RB

Rep-Boy tire repair spreader

The Rep Boy provides easy access for repairing passenger and light truck tires. The adjustable tire spreader can accommodate all tires from garden service through light truck. The Tire spreader has a foot-control swivel, tilts, and is equipped with a tool tray and a floor stand base-plate.



Part No	Description	Box/Qty		
3050-RB	Rep-Boy Deluxe Tire Repair Station Specifications: Weight: 74lbs. Platform Height: 39 1/4"	1	•	•



5199222

EM Tire spreader

Simple to use and heavy duty construction makes REMA TIP TOP's portable OTR/EM Tire spreader a must for OTR/EM tire repairing.

Part No	Description	Box/Qty		
5199222	EM Tire spreader, portable Specifications: Weight: 8 kg (18 pounds) Spreading range: 4" - 24"	1	•	•





Portable Tire/Wheel Balancer



920

Portable tire/wheel balancer

REMA TIP TOP's Portable Tire and Wheel Balancer provides reliable service of most passenger and light truck tire applications.

Part No	Description	Box/Qty		
920	Portable Wheel Bubble-Balancer	1	•	•
	Accessories			
X-064	Replacement head assembly	1		
X-069	Replacement pivot pin	1		



Extruders

REMA TIP TOP Extruder Guns

All Extruders feature a high quality drive, and adjustable heat controls. Models available for Light Truck, Truck and Earthmover applications. (Never exceed Rubber Output or Operating Pressure standards.)

Part No	Description	Connection (volt/watt)	Rubber throughput (lbs./h)	Operating pressure (psi)	Box/ Qty
6792-110V	REMA TIP TOP Extruder NAIL HOLE, 110V	110/400	13.2	90	1
6792-220V	REMA TIP TOP Extruder NAIL HOLE, 220V	220/400	13.2	90	1
6790LP-110V	REMA TIP TOP Extruder MINI, 110V	110/550	39.6	90	1
6790LP-220V	REMA TIP TOP Extruder MINI, 220V	220/550	39.6	90	1
6794-110V	REMA TIP TOP Extruder GIANT, 110V	110/550	61.6	90	1
6794-220V	REMA TIP TOP Extruder GIANT, 220V	220/550	61.6	90	1



6792-110V



6794



6790LP-110V

Accessories - REMA TIP TOP Extruders

REMA TIP TOP offers you an extensive range of practical accessories for optimum use of your extruders.

Part No	Description	Box/Qty
Accessories - 6790LP REMA TIP TOP Extruder MINI		
196 14009	Extruder screw	1
196 14013	Heating element - 110V	1
196 14014	Heating element - 220V	1
196 14015	Thermostat	1
Accessories - 6792 REMA TIP TOP Extruder NAIL HOLE		
670/20	Pneutec extruder screw	1
196 14013	Heating element - 110V	1
196 14015	Thermostat	1



Rubber Cut Regroover GR3



GR-3

Rubber Cut GR-3 regroover

Ergonomic handle design makes working with this tool easier and reduces hand-fatigue. An 8-position heat control modulates cutting intensity resulting in fast and accurate regrooving of Truck or Tractor tires. (Not intended for Passenger vehicle tires.)



Part No	Description	Voltage (V)	Box/Qty	
GR-3	Rubber Cut 400 regroover	110	1	•

Rubber Cut GR-3 regroover - cutting blades

R Fix = round blade, W Fix = angle blade.

Part No	Description	Cutting width (mm)	Cutting depth (mm)	Box/Qty
R-1	R Fix 1	3 - 4	max. 7	20
R-2	R Fix 2	5 - 6	max. 8	20
R-3	R Fix 3	6 - 8	max. 10	20
R-4	R Fix 4	9 - 10	max. 14	20
R-5	R Fix 5	10 - 14	max. 16	20
W-1	W Fix 1	3 - 4	max. 7	20
W-2	W Fix 2	5 - 6	max. 8	20
W-3	W Fix 3	6 - 8	max. 10	20
W-4	W Fix 4	9 - 10	max. 14	20
W-5	W Fix 5	10 - 14	max. 16	20
W-6	W Fix 6	22 - 28	max. 16	10



R-3



W-5



5640946

Rubber Cut GR-3 regroover - Spare parts




Part No	Description	Box/Qty
SE-36	Clamping jaw - left side	1
SE-37	Clamping jaw - right side	1
SE-38	Holding block	1
SE-39	Screw	1
SE-40	Allen screw	1
5640946	Complete blade holder assembly	1




Vulcanizing Machines and Accessories

Thermopress DUPLEX SPOTTER

REMA TIP TOP Thermopress DUPLEX SPOTTER is an excellent tool for minor repairs to car, truck and tractor radial and bias-ply tires. The low operating temperatures required by this machine can prevent deformation of tires during the vulcanization process.

Part No	Description	Box/Qty			
6750	Thermopress DUPLEX SPOTTER <ul style="list-style-type: none"> • Swiveling top heat plate. • Manual pressure system. Specifications: Includes: <ul style="list-style-type: none"> • 1 bead clamp • 1 pressure equalizing pad • 1 bench mount • 1 rear stabilizing leg • 1 thermostat • 1 timer 	1	•	•	
Accessories					
5177079	Heat plate - complete	1	•	•	•
5177093	Heat plate only	1	•	•	•



6750

D

Thermopress II

Designed for repairing Bias and Radial truck tires. Thermopress II is the preference of tire dealers, retreaders and fleets. The Thermopress II offers the ability to vulcanize sidewall, shoulder, and tread areas.


Part No	Description	Box/Qty			
6700	Thermopress II Manual Includes: <ul style="list-style-type: none"> • 1 6710 floor stand • 2 6731 plates • 2 6734 cushions 	1	•	•	•
6701	Thermopress II Manual Includes: <ul style="list-style-type: none"> • 2 6731 plates • 2 6734 cushions 	1	•	•	•



6700

Thermopress II Accessories

Floor stand - Thermopress II

Part No	Description	Box/Qty			
6710	Floor stand for Thermopress II	1	•	•	•






6710






6734, 6735, 6736

Pressure equalizing pads - Thermopress II

Part No	Description	Size (inch)	Box/Qty			
6734	Pressure equalizing cushion, small	7¼ x 5¼	1	•	•	•
6735	Pressure equalizing cushion truck, large	8¾ x 6¾	1	•	•	•
6736	Pressure equalizing cushion tractor, rectangular	11 x 4¼	1	•	•	•

Accessories - Thermopress II

Part No	Description	Size (inch)	Box/Qty			
6725	Sidewall tire adaptor		1	•		
6726	Foot support for heat plate (use with 6725)		1	•		
5173570	TP Heating Plate, 160°C		1	•	•	•
6727-220	Heat plate, 220V		1	•	•	•
6728	Metal attachment for heat plate		1	•	•	•
6729	Rubber/metal attachment for heat plate	4 x 7	1	•	•	•
6730	Heat plate only, 110V		1	•	•	•
6731	Aluminum contour plate, bendable		1	•	•	•
6743	Rubber/metal attachment for heat plate	3½ x 6½	1	•		



6725



6729



6728



6731

Spare parts - Thermopress II

Part No	Description	Box/Qty
5172452	2 hour timer	1
5172531	Small bulb 220V	1



6740






6741



6742

Aluminum heating plate profile shapes - Thermopress II

Part No	Description	Size (inch)	Box/Qty			
6740	Shoulder segment	4 x 6	1	•		
6741	Metal attachment upper	6 x 9	1	•	•	•
6742	Metal attachment lower	5 x 8	1	•	•	•



Thermopress EM

REMA TIP TOP produces the toughest, most reliable Thermopress Equipment within this demanding industry. These hot vulcanizing machines are engineered to repair tread, shoulder, sidewall injuries of radial or bias-ply OTR tires. For best results, always use REMA TIP TOP OTR tire repair materials.

Thermopress EM I



Hot vulcanizing machine for repairing injuries in the tread, shoulder, and sidewall of radial and bias-ply tires on truck, agricultural and OTR/EM tires, with the use of REMA TIP TOP repair units.

Part No Description

6580 Thermopress EM I, pneumatic

Hot Vulcanizing machine for repairing injuries in the tread, shoulder, and sidewall of radial and bias-ply tires on truck, agricultural and OTR/EM tires, with the use of REMA TIP TOP repair units. It's strong construction provides easy maintenance and a long service life. With an integrated tilt and swivel mechanism the machine can be adapted to suit most repair positions.

Technical Data:

Electrical requirements:	1 Phase, 230/400 V, 50/60 Hz power supply
Temperature control:	Digital-electronic thermostat with temperature display
Curing time control:	Digital-electronic timer
Pressure system:	Pneumatic pressure system
Operating pressure:	Approx. 145 psi.

Includes:

- 1 movable undercarriage
- 1 energy block/control unit
- 1 complete frame
- 2 pressure plates
- different slip-on contour segments
- 5176001 1 Thermopress heat plate No. 1
- 5176025 1 Thermopress heat plate No. 2

Repairable tire sizes:

12.00-24, 14.00-24, 16.00-25, 18.00-25, 21.00-25, 18.00-33, 30.00-33, 15.5-25, 17.5-25, 20.5-25, 23.5-25, 26.5-25, 29.5-25, 33.25-35

REMA TIP TOP reserves the right to incorporate technical improvements on all EMTP machines.



6580

Thermopress EM II



Hot Vulcanizing machine for repairing injuries in the tread, shoulder, and sidewall of radial and bias-ply tires on truck, agricultural and OTR/EM tires, with the use of REMA TIP TOP repair units.

Part No Description

6575 Thermopress EM II, electrohydraulic

Professional repair of OTR/EM tires on site or in the tire workshop. Suitable for most radial and bias-ply, agricultural or OTR/EM tires up to size 36.00-51. The Thermopress EM II can be moved anywhere in the shop or to the job site. Precision electronics for setting and monitoring pressure, temperature, and cure time. The reliable loading mechanisms help assure safe operation. Hydraulic pressure system up to 160 bar/2,275 psi.

Technical Data:

Electrical Requirements: 1 Phase, 230/400 V, 50/60 Hz power supply

Temperature Control: Digital-Electronic Thermostat with Temperature Display

Curing Time Control: Digital-Electronic Timer

Pressure System: Electro-Hydraulic

Includes:

- 1 movable undercarriage • 1 energy block/control unit
- 1 complete frame • 3 Pressure plates • different slip-on contour segments
- 5176025 1 Thermopress heat plate No. 2
- 5176032 1 Thermopress heat plate No. 3

Repairable tire sizes:

26.5-25, 29.5-29, 33.5-33, 33.25-35, 37.5-39, 45/65-45, 40/65-39, 24.00-49, 27.00-49, 30.00-51

REMA TIP TOP reserves the right to incorporate technical improvements on all EMTP machines.



6575

Thermopress EM III



Hot Vulcanizing machine for repairing injuries in the tread, shoulder, and sidewall of radial and bias-ply tires on truck, agricultural and OTR/EM tires, with the use of REMA TIP TOP repair units.

Part No Description

6595 Thermopress EM III, electrohydraulic

For the repair of EM tyres from 30.00-51 to 67.5/60-51 and 54.00 R69 using REMA TIP TOP OTR repair units. Mobile construction with universal tilt-and-swivel frame. Digital instrumentation and electronic control ensure the right pressure, temperature and cure time. Can also be connected to 230 V.

Technical Data:

Electrical Requirements: 3 Phase, 230/400 V, 50/60 Hz power supply

Temperature Control: Digital-Electronic Thermostat with Temperature Display

Curing Time Control: Digital-Electronic Timer

Pressure System: Electro-Hydraulic

Includes:

- 1 movable undercarriage
- 1 energy block/control unit
- 1 complete undercarriage
- 2 Pressure plates
- different slip-on contour segments
- 5176032 1 Thermopress heat plate No. 3
- 5176252 1 Thermopress heat plate No. 4

Repairable tire sizes:

67.5/60-51, 50/80-57, 53.5/85-57, 54.5/80-57, 55/80R57, 58/85-57, 65/65-57, 55/80R63, 59/80R63

REMA TIP TOP reserves the right to incorporate technical improvements on all EMTP machines.



6595



Thermopress EM Accessories

OTR/EM Tire Lifter

For fast and easy handling of EM Tires during the repair process, this hydraulic lifter has rollers that improve safety when positioning large tires.

Technical Data:

Lifting capacity: 2,200 lbs.
Weight: 550 lbs.
Voltage: 230V
Maximum Tire Size: 29.5 - 29

Part No	Description	Qty	
5174254	OTR/EM Tire Lifter (electrically operated)	1	•



5174254

D

Thermopress OTR/EM heat plates

Complete with aluminum body, rubber pressure cushion, heating pocket, and heating element.

Part No	Description	Size (inch)	Qty	
5176001	Thermopress EM heat plate No. 1 For use with Thermopress EM I, EM II	approx. 9¼ x 9¼	1	•
5176025	Thermopress EM heat plate No. 2 For use with Thermopress EM I, EM II	approx. 14 x 14	1	•
5176032	Thermopress EM heat plate No. 3 For use with Thermopress EM II, EM III	approx. 17 x 17	1	•
5176252	Thermopress EM heat plate No. 4 For use with Thermopress EM II, EM III	approx. 22 x 22	1	•
5176040	Thermopress EM heat plate No. 5 For use with Thermopress EM III	approx. 29½ x 21¼	1	•



5176025


Thermopress OTR/EM heat mats

Part No	Description	Size (inch)	W	Qty	
5175215	Thermopress EM heat mat size 1, black For use with Thermopress EM I	7½ x 7½	350	1	•
5175222	Thermopress EM heat mat size 2, black For use with Thermopress EM I, EM II	10½ x 10½	450	1	•
5175239	Thermopress EM heat mat size 3, black For use with Thermopress EM II, EM III	14½ x 14½	800	1	•
5175246	Thermopress EM heat mat size 4, black For use with Thermopress EM III	18 x 18	1100	1	•
5175260	Thermopress EM heat mat size 5, black For use with Thermopress EM III	29 x 21½	2000	1	•




517 5222

Thermopress EM heating pockets

Part No	Description	Size (inch)	Qty	
5176207	Thermopress EM heating pocket size 1 For use with Thermopress EM I	9 x 9 x 1 ¹ / ₁₆	1	•
6575-2	Thermopress EM heating pocket size 2 For use with Thermopress EM I, EM II	14 x 13 x 1 ³ / ₈	1	•
6575-4	Thermopress EM heating pocket size 3 For use with Thermopress EM II, EM III	17 ⁷ / ₈ x 16 ⁷ / ₈ x 1 ³ / ₈	1	•
5176276	Thermopress EM heating pocket size 4 For use with Thermopress EM III	21 ¹ / ₈ x 20 ⁷ / ₈ x 1 ³ / ₈	1	•
5175961	Thermopress EM heating pocket size 5 For use with Thermopress EM III	31 ¹ / ₈ x 25 ³ / ₈ x 1 ³ / ₈	1	•

D

Thermopress EM pressure cushions

Part No	Description	Qty	
5176214	Pressure cushion # 1 For use with Thermopress EM I	1	•
6575-5	Pressure cushion # 2 For use with Thermopress EM I, EM II	1	•
6575-6	Pressure cushion # 3 For use with Thermopress EM II, EM III	1	•
5176283	Pressure cushion # 4 For use with Thermopress EM III	1	•
5176290	Pressure cushion # 5 For use with Thermopress EM III	1	•

Thermopress EM replacement parts

For use with Thermopress EM I, EM II, EM III

Part No	Description	Qty
5573972	Thermostat	1
5573783	Control Switch	1
5574012	Timer	1



VULCSTAR Vulcanizing Machine and Accessories

VULCSTAR 900-S

VULCSTAR is the “all-in-one” model among the vulcanizing machines. With this universal machine, you can carry out repairs in the tread, shoulder and sidewall areas from light truck to agricultural tires. This unique system utilizes a granular medium that will conform to every tread design, pattern, depth and tire profile. Heat mats concurrently are used to vulcanize both the injury channel and repair unit in a single step. The optional rubber track repair kit is available for repairs to any type of rubber track.

- One-stage system for simultaneous curing of repair unit and skive filling.
- Can be used for repairs from SUV to agricultural tires.
- Repairs of any tread pattern or tire profile, in the tread, shoulder and sidewall areas in a one-step process.
- For patch sizes up to RAD 188 in a one-step process.
- Little rework required for the repair of tread lugs.
- Flexible pressure granules make it easy to suit every tire contour.
- Pneumatic vibrator for compacting the granules.
- No tire deformation during the curing process.
- Long service life.

Part No	Description
---------	-------------

5853003	VULCSTAR 900-S
---------	-----------------------

Operating voltage (V):

- Heating element for pressure granules: 2.1 kW/230 V
- Inner heating mat: max. 0.4 kW/230 V

Operating temperature:

- Heating element for granules: 190 °C +/- 10 °C
- Inner heating mat: 130 °C +/- 10 °C

Operating pressure (bar):

- AIR POWER BAG II + IV: 3.0 bar
- AIR POWER BAG VI: 2.5 bar

Voltage: 230 V

Suitable for

- Wide agricultural tires up to 900 mm and super-single truck tires.

included in delivery

- 1 x Control unit and granule heating
- 1 x Spindle adapter set
- 1 x Adapter
- 1 x AIR POWER BAG IV (470 x 300 mm)
- 1 x AIR POWER BAG VI (400 x 470 mm)
- 1 x Pressure block L2 (270 x 250 mm)
- 1 x Pressure block L3 (320 x 270 mm)
- 1 x Pressure block S2 (250 x 200 mm)
- 1 x Pressure block S3 (360 x 310 mm)
- 1 x Pressure block AS2
- 1 x Pressure plate AS1 (460 x 350 mm)
- 1 x Pressure plate AS2 (390 x 450 x 2 mm)
- 1 x Counter-pressure plate GD1 (380 x 80 mm)
- 1 x Counter-pressure plate GD2 (250 x 130 mm)
- 1 x Tubular socket wrench
- 4 x Bucket for pressure granules, 22 litres
- 1 x Pressure granules (14 x 25 kg)
- 1 x Shovel for pressure granules, 3000 ccm
- 1 x Spatula for pressure granules
- 4 x Rubber pads (100 x 100 mm)
- Rubber mats



VULCSTAR Rubber track repair kit

VULCSTAR Rubber track repair kit is specifically developed for the repair of rubber tracks. Cut injuries as well as lug tear-outs can be repaired with this kit. Rubber not only serves to cushion the movement of a machine, but also protects the embedded metal elements and track links from damage and corrosion. This extends the service life of the track and avoids premature downtime. The repair process is suitable for the repair of cuts as well as to re-build the rubber blocks of a track link.


- For rubber repair on tracks of mini excavators and agricultural vehicles with sprocket wheels.
- Repairs all tread patterns.
- Both for building up tread lugs and repair of rubber base.
- Up to 800 mm track width.

Part No	Description
---------	-------------

5852990	VULCSTAR Rubber track repair kit
---------	---

Included in delivery

- | |
|--|
| 1 x Electronic control box for heating plate |
| 1 x Spindle unit comprising plug-in adapter housing and pressure spindle |
| 1 x Adapter |
| 1 x Pressure plate (500 x 450 x 34 mm) |
| 1 x Equalizing pad (500 x 450 x 25 mm) |
| 1 x Silicone heater on stainless steel plate, 230 V |
| 1 x Pressure plate (550 x 450 x 2 mm) |
| 1 x Repair manual |



VULCSTAR Rubber track repair kit



TPMS Products

Valve Rebuild Kits

The industry recommends that when a tire is removed from the wheel, that all components of the valve that are included in the TPMS "rebuild kit" must be replaced. In addition, whenever the TPMS sensor and valve is disassembled, replace all components included in the TPMS rebuild kit.

Part No	Description	Box/Qty
HTK-001A	Valve Rebuild Kit for American Vehicles	1
HTK-002A	Valve Rebuild Kit for European Vehicles	1
HTK-003A	Valve Rebuild Kit for Korean and Japan Vehicles	1

HTK-001A

Item	Hamaton Product No.	Schrader Reference No.	Quantity
1	6-102(6-105/107)	20004	8
2	6-104(6-106)	20002	8
3	6-125	20015	8
4	6-207	20008	4
5	6-207A	20018	4
6	6-113	20006	8
7	6-123	20012	8
8	6-120	20013	8
9	6-228	20020	4
10	6-101(6-103)	20003	8
11	6-126	20016	8
12	6-218	1098K(Dill)	4
13	6-108	20030	8
14	6-209	Hamaton Design	4
15	HTT-003A		1
			4
	HTT-002A		1
			1
	1-1400-1		10
	2-128		10
	2-806		10
	2-493		10

HTK-002A

Item	Hamaton Product No.	Schrader Reference No.	Quantity
1	6-110	1090K(Dill)	8
2	6-115	20017	8
3	6-118	20010	8
4	6-126	20016	8
5	6-129	1031K(Dill)	8
6	6-220	20037	4
7	6-221	20038	4
8	6-222	20039	4
9	6-223	20040	4
10	6-205	20036	4
11	6-228	20020	4
12	6-122	20009	8
13	6-135	20021	8
14	6-137	20023	8
15	6-206B	1040K(Dill)	4
16	1-1400-1		25
	2-128		25

HTK-003A

Item	Hamaton Product No.	Schrader Reference No.	Quantity
1	6-111	20032	8
2	6-112	20005	8
3	6-114	20007	8
4	6-116	1110K(Dill)	8
5	6-117	1120K(Dill)	8
6	6-119	20011	8
7	6-121	20031	8
8	6-122	20009	8
9	6-124	20014	8
10	6-204	20035	4
11	6-205	20036	4
12	6-134	20019	8
13	6-135	20021	8
14	6-136	20022	8
15	6-127	2040K(Dill)	8
16	6-109	2000K(Dill)	8



HTK-001A



HTK-002A



HTK-003A



The industry recommends that when a tire is removed from the wheel, that all components of the valve that are included in the TPMS "rebuild kit" must be replaced. In addition, whenever the TPMS sensor and valve is disassembled, replace all components included in the TPMS rebuild kit.



VT55 OBDII TPMS Diagnostic & Reset Tool

- TPMS activator
- The best way to turn the tire warning light OFF
- Complete with Training CD.
- Step by step re-learn procedures

Part No	Description	Box/Qty
VT55 OBDII	TPMS Diagnostic & Reset Tool	1

Torque Kit

Allows the Technician to install the valve and sensor correctly making sure all torque settings are applied.

Part No	Description	Box/Qty
TORQUE KIT	TORQUE KIT Contents: <ul style="list-style-type: none"> • Torque Wrench Kit • Valve core Torque Tool • Rubber Grommet Pick Tool • Sleeve for Torque Wrench • Torque tool for valve and Sensor Assembly • Rubber Grommet Removal Tool • T5 and T10 Torx Head • Valve Core Tool 	1



TPMS Sensor, 315MHz
Schrader: 33000



TPMS WAP Sensor, 433Mhz
Schrader: 33200



Replacement Snap-In Valve
Hamaton: 6-207A
Schrader: SCH20008



Replacement Metal Valve
Hamaton: 6-234

Sensors and Replacement Valves

Part No	Description	Box/Qty
33000	TPMS Sensor, 315MHz; Schrader: 33000	1
33200	TPMS WAP Sensor, 433Mhz	1
6-207A	Replacement Snap-In Valve; Hamaton: 6-207A; Schrader: SCH20008	1
6-234	Replacement Metal Valve; Hamaton: 6-234	1

Item	Product	Torque
1	TPMS Clamp-in type Valve Nut	4N.m-6N.m
2	TPMS Snap-in type Valve Nut(7mm)	1.3N.m-1.4N.m
3	TPMS Clamp-in type T10 Screw	1.3N.m-1.5N.m
4	TPMS Clamp-in type Valve Core Torque Tool	0.45N.m
5	TPMS Snap-in type Valve Core Torque Tool	0.25N.m

See the complete TPMS Kits Application List at www.rematiptop.com/tpms



Valves

Snap-in valves (passenger/light truck)

Ozone Tested and manufactured from EPDM rubber, all REMA TIP TOP passenger/light truck valves are equipped with high temperature valve cores.

- TR Valves packed 50 per bag/10 bags per box

Part No	Description	Rim Hole Dia. Inch	Max. psi	Valve Size Inch	Valve Size mm	Box/Qty
TR-412	Snap-in valve	.453	65	$\frac{7}{8}$	25	500
TR-412C	Snap-in valve, chrome	.453	65	1	25	500
TR-413	Snap-in valve	.453	65	$1\frac{1}{4}$	31	500
TR-413C	Snap-in valve, chrome	.453	65	$1\frac{1}{4}$	31	500
TR-414	Snap-in valve	.453	65	$1\frac{1}{2}$	37	500
TR-415	Snap-in valve	.625	65	$1\frac{1}{4}$	31	500
TR-418	Snap-in valve	.453	65	2	50	500
TR-418C	Snap-in valve, chrome	.453	65	2	50	500
TR-423	Snap-in valve	.453	65	$2\frac{1}{2}$	62	500
TR-425	Snap-in valve	.625	65	$2\frac{1}{2}$	62	500
TR-600HP	Snap-in valve, high pressure	.453	80	$1\frac{3}{4}$	45	500
TR-602HP	Snap-in valve, high pressure	.453	80	2	50	500
TR-801HP	Snap-in valve, high pressure	.625	80	$1\frac{1}{4}$	31	500
TR-802HP	Snap-in valve, high pressure	.625	80	2	50	500



TR-412



TR-413



TR-413C



TR-414



TR-418C



TR-418



TR-423

Clamp-in valves (passenger/light truck)

Produced with EPDM grommets, all REMA TIP TOP Clamp-In valves are equipped with high temperature valve cores.

Part No	Description	Rim Hole Dia. Inch	Valve Size Inch	Valve Size mm	Box/Qty
TR-416	Clamp-In valve, custom wheel	.453	$1\frac{1}{16}$	39	100
TR-417	Toronado/Eldorado clamp-in valve				5
1-810	Clamp-in valve, chrome	.453	$1\frac{1}{4}$	31	100
1-811	Clamp-in valve, brass	.453	2	50	100



TR-416



1-810



1-811

Clamp-in valves (specialty domestic/import)

Produced with EPDM grommets, all REMA TIP TOP Clamp-In valves are equipped with high temperature valve cores.

Part No	Description	Valve Size Inch	Valve Size mm	Box/Qty
1-860	ENKEI Style, mini	$1\frac{1}{16}$	34	50
1-816	ENKEI Style, 45° bend	$2\frac{3}{16}$	55	50
1-815	ENKEI Style, short	$1\frac{1}{16}$	39	50

Always take the proper precautions and use the appropriate tools when installing tire valves into wheels.





1-860



1-815



1-816



Clamp-in truck valves

Compatible with all standard $\frac{5}{8}$ " side-hole mount. Produced with EPDM grommets, all REMA TIP TOP Clamp-In valves are equipped with high temperature valve cores.

- Packed 10 per bag/10 bags per box

Part No	Description	Valve Size Inch	Valve Size mm	Box/Qty
TR-500	Brass truck valve	2 $\frac{5}{32}$	54	100
TR-500A	Brass truck valve, 23° bend	2 $\frac{5}{32}$	54	100
TR-501	Brass truck valve	1 $\frac{1}{2}$	32	100
TR-570	Brass truck valve	3 $\frac{9}{32}$	82	100
TR-571	Brass truck valve	3 $\frac{3}{8}$	85	100
TR-572	Brass truck valve	3 $\frac{3}{4}$	95	100
TR-573	Brass truck valve	4 $\frac{3}{8}$	110	100
TR-574	Brass truck valve	5	125	100
TR-575	Brass truck valve	1 $\frac{1}{8}$	29	100
TR-501-OV	Brass truck valve, oval hole	1 $\frac{1}{4}$	31	100
TR-RG15	EPDM rubber grommet, temperature rated to 212°F (TR500, TR501, TR571, TR572, TR573, TR574)			50




Aluminum wheel truck valves

Compatible with drop center aluminum wheel designs with $\frac{5}{8}$ " valve hole. Produced with EPDM grommets, all REMA TIP TOP Clamp-In valves are equipped with high temperature valve cores.

- Packed 10 per bag/10 bags per box

Part No	Description	Valve Size Inch	Valve Size mm	Box/Qty
TR-509	Aluminum wheel valve	4 $\frac{3}{4}$	120	100
TR-510	Aluminum wheel valve	5 $\frac{1}{2}$	140	100
TR-511	Aluminum wheel valve	4 $\frac{1}{4}$	107	100
TR-RG46	EPDM rubber grommet temperature rated to 212°F (TR-509, TR-510, TR-511)			50



Agricultural/Air-Liquid clamp-in valves

Equipped with Fast Flow valve cores for faster filling of air or liquid.

- Packed 10 per bag/5 bags per box.

Part No	Description	Box/Qty
TR-618A	Agricultural/Air-Liquid clamp-in valve, fast flow valve core, .625" rim hole	50
TR-621A	Agricultural/Air-Liquid clamp-in valve, with 65° bend, .625" rim hole	50

Always take the proper precautions and use the appropriate tools when installing tire valves into wheels.

Metric clamp-in valves

Compatible with aluminum wheel designs with .389 valve hole. Produced with Silicone grommets, all REMA TIP TOP clamp-in valves are equipped with high temperature valve cores.

- Packed 10 per bag/10 bags per box

Part No	Description	Bending angle (°)	Valve Size mm	Box/Qty
TR-542	Clamp-in valve		32	100
TR-543	Clamp-in valve		60	100
TR-543C	Clamp-in valve	45	60	100
TR-543D	Clamp-in valve	60	60	100
TR-543E	Clamp-in valve	75	60	100
TR-544	Clamp-in valve		73	100
TR-544D	Clamp-in valve	60	73	100
TR-545	Clamp-in valve		90	100
TR-545D	Clamp-in valve	60	90	100
TR-545E	Clamp-in valve	75	90	100
TR-546	Clamp-in valve		110	100
TR-546D	Clamp-in valve	60	110	100
TR-546E	Clamp-in valve	70	110	100
TR-547D	Clamp-in valve	60	110	100



TR-545



TR-543D



TR-543

Metric clamp-in valves

Compatible with aluminum wheel designs with .389 valve hole. Produced with Viton grommets, all REMA TIP TOP clamp-in valves are equipped with high temperature valve cores.

- Viton grommets offer a greater temperature range, a better seal, and a longer service life.
- Easier installation than other Metric valve designs

Part No	Description	Bending angle (°)	Valve Size mm	Box/Qty
TR-552	Clamp-in valve		32	100
TR-553	Clamp-in valve		60	100
TR-553C	Clamp-in valve	45	60	100
TR-553E	Clamp-in valve	75	60	100
TR-554D	Clamp-in valve	60	73	100
TR-555D	Clamp-in valve	60	90	100
TR-555E	Clamp-in valve	75	90	100



TR-553



TR-555D



TR-554D



TR-553E

Always take the proper precautions and use the appropriate tools when installing tire valves into wheels.



V3-20-4

Metric O-Ring Seal Valves for Steel Wheels

Single Bend brass valves with 9.7mm (.390") valve hole.
Designed for use on select ISUZU and BUDD steel wheel applications.
All sizes equipped with Hi-Temp Valve Cores, Hi-Temp Valve Caps, Hi-Temp O-Ring Seals. 100/Box (10pcs/10/bags)


Part No	Description	Bending angle (°)	Box/Qty
V3-20-4	Clamp-In Truck Valve, 22mm x 60mm	27	100
V3-20-6	Clamp-In Truck Valve, 25mm x 85mm	27	100
V3-20-7	Clamp-In Truck Valve, 25mm x 50mm	27	100



J-650



J-651



J-4000-2.50



SP2



J-1175C



J-1014



218-LB

Specialty large bore/OTR tire valves and hardware

Rema quality OTR products meet the demanding pressure and heat demands of the severe operational environments of today's OTR equipment. The hardware, components and tools are selected to provide reliable service and functional ease to service the popular OTR and Agricultural configurations.

Part No	Description	Box/Qty
J-4000-2.50	Swivel valve stem, 90° x 2 1/2"	1
J-4000-4.50	Swivel valve stem, 90° x 4 1/2"	1
J-650	Swivel valve stem, 80° x 3 1/8"	1
J-651	Swivel valve stem, 90° x 4 1/8"	1
CH-16	Air-water core housing	1
CH-16 & SP-8	Air-water core housing & assembly	1
AD1	Adapter, large bore to standard bore	1
J-1014	Repair valve, screw-on, straight 2.31"	1
J-1076C	Repair valve, screw-on, 90° 2.825"	1
J-1175C	Repair valve, screw-on, 88° 4 1/8"	1
TR-C-2	Valve core, large bore (short)	1
TR-VC-6	Valve cap, large bore, screwdriver type	50
TR-VC-7	Valve cap, large bore, hex type	50
SP2	Tubeless spud, 1 3/8" rim hole	1
EX-1522	4-Way valve repair tool, large bore	10
TR-621A	Agr./OTR clamp-in valve, 60° bend	1
EX-685	Valve core tool, large/standard bore	10
218-LB (CH-3)	Core housing for fast flow valve 9T-LB	10



Valve Extensions

Valve extensions - truck & bus

Extends effective length of tire valves for improved service access.

Part No	Description	Effective Length (inch)	Box/Qty
402	Valve extension, metal	2¼	5
403	Valve extension, metal	3⅝	5
404	Valve extension, metal	4⅞	5
405	Valve extension, metal	5¼	5



405



408

409

407



410



411

Valve extensions

Extends effective length of tire valves for improved service access.

Part No	Description	Effective Length (inch)	Box/Qty
407	Valve extension, plastic	1½	50
408	Valve extension, plastic	¾	50
409	Valve extension, plastic	1¼	50
410	Valve extension, metal	¾	10
411	Valve extension, metal	1¼	10



Valve Cores

Valve cores

Part No	Description	TR No.	Box/Qty
TRC1 HT	Valve core, high-temp., std. bore	TRC1	100
TRC1-L	Valve core, high-temp., std. bore, long	TRC1-L	100
36	Valve core, large bore	TRC2	100



TRC1 HT



TRC1-L



36



Valve Caps

Valve caps, plastic

Part No	Description	Box/Qty
39G	Valve cap, nitro-green	100
39	Valve cap, dome type, VC-8	1000



39G

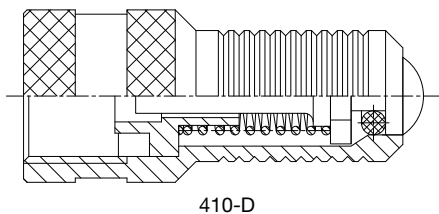


39



Valve caps, metal

Part No	Description	TR No.	Box/Qty	Case/Qty
37	Valve cap, fork-type, standard metal	TRVC2	100	1000
38	Valve cap, dome-type, standard metal		100	1000
40	Valve cap, chrome hex-head		100	1000
42HT	Valve cap, dome type, high-temperature	TRVC3	100	1000
EX-1281	Valve cap, fork type, large bore	TRVC6	50	100
EX-1283	Valve cap, hex type, large bore	TRVC7	50	100



Double seal valve cap

Replaces standard valve caps on truck tires, enabling operator to check pressure or inflate tires without removing cap.

Part No	Description	Effective Length (inch)	Box/Qty
410-D	Double seal cap, high-temperature	¾	50



Valve Service Tools



Valve service tools

Part No	Description	Box/Qty	Case/Qty
41	Valve insertion tool (pull through style)	1	10
44	Valve insertion/removal tool (Big Yank)	1	10
836	Valve fishing tool, cable-type	1	10
449	Valve nut wrench	1	10



Valve core service tools

Part No	Description	Box/Qty	Case/Qty
186	Valve repair tool, 4-in-1	10	100
188	Cap & core remover tool, fits #37 cap	5	
187	Screwdriver handle valve core tool	10	100
EX-1522	Valve repair tool, large bore 4-in-1	10	100
EX-685	Valve core removal and inserting tool, standard & large bore screwdriver-style	10	50
834	Valve core removal tool	10	100
TVCT	Torque valve core tool, TPMS service	1	10























Air Line Couplers and Nipples

Air line couplers and nipples

REMA TIP TOP's high-performance couplers and nipples are designed for reliability, prolonged service life and are compatible with corresponding interchanges from other manufacturers.

Rated for pressure up to 300 PSI, and operating temperatures from -40° to +250° F, these tools are versatile in any climate or location.

Heat treated and corrosion resistant, REMA TIP TOP's high performance couplers and nipples are built to withstand heavy use in retread and repair facilities.

TRU-FLATE	2121	TRU-FLATE COUPLER 1/4" Male		2221	TRU-FLATE NIPPLE 1/4" Male		2122	TRU-FLATE COUPLER 1/4" Female		2222	TRU-FLATE NIPPLE 1/4" Female												
	Rema:	2121	Dill:	D-12	Rema:	2221	Dill:	D-2C	Rema:	2122	Dill:	D-13											
	Acme:	A926B	Milton:	786	Acme:	A928N	Milton:	783	Acme:	A925B	Milton:	785											
	Amflo:	C-1	NAPA:	4-674	Amflo:	CP-1	NAPA:	4-685	Amflo:	C-2	NAPA:	4-675											
ARO:	---	Schrader:	3503	ARO:	---	Schrader:	3506	ARO:	---	Schrader:	3504	Camel:	524	Tru-Flate:	13/124	Camel:	538	Tru-Flate:	12/124	Camel:	523	Tru-Flate:	13/134
TRU-FLATE	2155	TRU-FLATE COUPLER 1/2" Male		2255	TRU-FLATE NIPPLE 1/2" Male		2156	TRU-FLATE COUPLER 1/2" Female		2256	TRU-FLATE NIPPLE 1/2" Female												
	Rema:	2155	Dill:	D-16	Rema:	2255	Dill:	D-2F	Rema:	2156	Dill:	D-17											
	Acme:	---	Milton:	1816	Acme:	A942N	Milton:	1817	Acme:	A942B	Milton:	1815											
	Amflo:	C-9	NAPA:	4-678	Amflo:	CP-9	NAPA:	4-689	Amflo:	C-10	NAPA:	4-679											
ARO:	23104-014	Schrader:	3511	ARO:	---	Schrader:	3513	ARO:	23104-400	Schrader:	3512	Camel:	564	Tru-Flate:	13/704	Camel:	568	Tru-Flate:	12/704	Camel:	563	Tru-Flate:	13/712
ARO	2131	ARO COUPLER 1/4" Male		2231	ARO NIPPLE 1/4" Male		2132	ARO COUPLER 1/4" Female		2232	ARO NIPPLE 1/4" Female												
	Rema:	2131	Dill:	---	Rema:	2231	Dill:	8891	Rema:	2132	Dill:	8888											
	Acme:	---	Milton:	776	Acme:	A914N	Milton:	777	Acme:	A918B	Milton:	775											
	Amflo:	C-37	NAPA:	4-6603	Amflo:	CP-37	NAPA:	4-821	Amflo:	C-38	NAPA:	4-820											
ARO:	212	Schrader:	3525	ARO:	A2608	Schrader:	3529	ARO:	210	Schrader:	3526	Camel:	527	Tru-Flate:	13/324	Camel:	528	Tru-Flate:	12/324	Camel:	526	Tru-Flate:	13/334
INDUSTRIAL	2139	INDUSTRIAL COUPLER 1/4" Male		2239	INDUSTRIAL NIPPLE 1/4" Male		2140	INDUSTRIAL COUPLER 1/4" Female		2240	INDUSTRIAL NIPPLE 1/4" Female												
	Rema:	2139	Dill:	10003	Rema:	2239	Dill:	10010	Rema:	2140	Dill:	10002											
	Acme:	A938B	Milton:	716	Acme:	A910N	Milton:	727	Acme:	A937B	Milton:	715											
	Amflo:	C-21	NAPA:	4-6602	Amflo:	CP-21	NAPA:	4-6610	Amflo:	C-20	NAPA:	4-6601											
ARO:	23102-012	Schrader:	5141-12	ARO:	23902-210	Schrader:	5138-11	ARO:	23102-200	Schrader:	5142-12	Camel:	574	Tru-Flate:	13/224	Camel:	578	Tru-Flate:	12/224	Camel:	573	Tru-Flate:	13/234
LINCOLN	2135	LINCOLN COUPLER 1/4" Male		2235	LINCOLN NIPPLE 1/4" Male		2136	LINCOLN COUPLER 1/4" Female		2236	LINCOLN NIPPLE 1/4" Female												
	Rema:	2135	Dill:	---	Rema:	2235	Dill:	---	Rema:	2136	Dill:	---											
	Acme:	A935B4M	Milton:	790	Acme:	A935N4M	Milton:	791	Acme:	A935B4F	Milton:	---											
	Amflo:	C-27	NAPA:	---	Amflo:	CP-27	NAPA:	---	Amflo:	C-28	NAPA:	---											
ARO:	---	Schrader:	3527	ARO:	---	Schrader:	3531	ARO:	---	Schrader:	3528	Camel:	61-486	Tru-Flate:	13-424	Camel:	61-550	Tru-Flate:	12-424	Camel:	61-548	Tru-Flate:	13-434

2124 TRU-FLATE Female Ring Sleeve 1/4"



Rema: 2124	Amflo: C-2R	Camel: 545	Milton: 787	Schrader: 3505
Acme: ---	ARO: ---	Dill: D-13R	NAPA: ---	Tru-Flate: 13/136

Never exceed pressure limits of the air tool or air hose that you are working with. Designed for use with air lines with a maximum pressure of 300 PSI. (Not intended for use with food or consumable products.) Failure to follow directions and pressure limits may result in injury or property damage).



Valve Cross Reference

REMA #	Description	Length (inch)	Bending angle (°)	UOM	TR#	Hamaton	Dill	Haltec	Myers	31Inc	ETRTO	Tech
TR-412	Snap-in Valve	7/8		500	TR412	1-101	T-12R	TV-412	26118	17-412-500		TR412
TR-412C	Snap-in Valve, chrome	7/8		500	TR412C	1-101C				17-412-1		
TR-413	Snap-in Valve	1 1/4		500	TR413	1-102	T-13R	TV-413	21173	17-413-500	V2-03-1	TR413
TR-413C	Snap-in Valve, chrome	1 1/4		500	TR413C	1-102C	T-13S	TV-413-CH	22130	17-413-1		TR413CH
TR-414	Snap-in Valve	1 1/2		500	TR414	1-103	T-14R	TV-414	21174	17-414-500	V2-03-02	TR414
TR-415	Snap-in Valve	1 1/4		500	TR415	1-107	T-15R	TV-415	21170	17-415-500	V2-03-3	TR415
TR-416	Clamp-In Truck Valves			100	TR416	1-801	VS-902	TV-416	21583	17-416		VH521MS
TR-417	Toronado/Eldorado clamp-in valve											
TR-418	Snap-In Valve	2		500	TR418	1-105	T-18R	TV-418	21175	17-418-500	V2-03-4	TR418
TR-418C	Snap-in Valve, chrome	2		500	TR418C		T-18S	TV-418-CH		17-418-1		TR418CH
TR-423	Snap-In Valve	2 1/2		500	TR423	1-106	T-23R	TV-423	21177	TR-423-500		TR423
TR-425	Snap-In Valve	2 1/2		500	TR425	1-108	T-25R	TV-425	22188	17-425		TR425
TR-500	Clamp-In Brass Valve	2 3/32		100	TR500	1-201	VS-500	TV-500	23150	17-500T		VH724MS
TR-500A	Brass truck valve	2 3/32	23	100								
TR-501	Clamp-In Brass Valve	1 21/32		100	TR501	1-202	VS-501	TV-501	23149	17-501T		VH723MS
TR-5010V	Clamp-In Brass Valve	1 5/16 x 7/8		100	TR5010V	1-209			22050	17-5010V		
TR-509	Alum Wheel Valve	4 3/4		100	TR509	1-301	VS-946R	TV-509	24111	17-509		VH756
TR-510	Alum Wheel Valve	5 1/2		100	TR510	1-302	VS-879R	TV-510	24110	17-510		VH758
TR-511	Alum Wheel Valve	4 1/4		100	TR511	1-303	VS-949R	TV-511	24112	17-511		VH755
TR-542	Metric Valve, 32mm			100	TR542							
TR-543	Metric Valve, 60mm			100	TR543	1-502	VS-543	TV-543	24252			
TR-543C	Metric Valve, 60mm		45	100	TR543C	1-502C	VS-543C	TV-543C	24236	17-543C		
TR-543D	Metric Valve, 60mm		60	100	TR543D	1-502D		TV-543D	24251	17-543D		
TR-543E	Metric Valve, 60mm		75	100	TR543E	1-502E	VS-543E	TV-543E	24253	17-543E		
TR-544	Metric Valve, 73mm			100	TR544	1-503	VS-544	TV-544	24240	17-544		VH733
TR-544D	Metric Valve, 73mm		60	100	TR544D	1-503D	VS-544D	TV-544D	24250	17-544D		VH734
TR-545	Metric Valve, 90mm			100	TR545	1-504	VS-545	TV-545	24242	17-545		VH735
TR-545D	Metric Valve, 90mm		60	100	TR545D	1-504D	VS-545D	TV-545D	24243	17-545D		VH736
TR-545E	Metric Valve, 90mm		75	100	TR545E	1-504E	VS-545E	TV-545E	24237			
TR-546	Metric Valve, 110mm			100	TR546	1-505						
TR-546D	Metric Valve, 110mm		60	100	TR546D	1-505D	VS-546D	TV-546D	24244	17-546D		
TR-546E	Metric Valve, 110mm		75	100	TR546E	1-505E	VS-546E	TV-546E	24239	17-546E		
TR-547D	O-Ring Seal Valve		60	100	TR547D	1-506D	VS-547D	TV-547D	24247			
TR-552	Clamp-in valve, 32mm			100								
TR-553	Clamp-In Valve, 60mm			100		1-553	VS-553	TV-553	24506			
TR-553C	Clamp-In Valve, 60mm		45	100		1-553C	VS-553C	TV-553C	24507			
TR-553E	Clamp-In Valve, 60mm		75	100		1-553E	VS-553E	TV-553E	24508			
TR-554D	Clamp-In Valve, 73mm		60	100		1-554D	VS-554D	TV-554D	24509			
TR-555D	Clamp-In Valve, 90mm		60	100		1-555D	VS-555D	TV-555D	24510			
TR-555E	Clamp-In Valve, 90mm		75	100		1-555E	VS-555E	TV-555E	24511			
TR-570	Clamp-In Valve	3 3/32		100	TR570	1-203	VS-570	TV-570	24161	17-570T	V3-21-4	VH725MS
TR-571	Clamp-In Valve	3 17/32		100	TR571	1-204	VS-571	TV-571	24162	17-571T	V3-21-5	VH726MS
TR-572	Clamp-In Valve	3 29/32		100	TR572	1-205	VS-572	TV-572	24163	17-572T	V3-21-7	VH727MS
TR-573	Clamp-In Valve	4 17/32		100	TR573	1-206	VS-573	TV-573	24164	17-573T	V3-21-7	VH728MS
TR-574	Clamp-In Valve	5		100	TR574	1-207	VS-574	TV-574	24165	17-574T	V3-21-8	
TR-575	Brass Truck Valve	1 1/8		100	TR575	1-208		TV-575	24109			VH722MS
TR-600HP	Hi-Pressure Snap-in Valve	1 1/4		500	TR600HP	1-401		TV-600HP	24120	17-600HP		VH600HP
TR-602HP	Hi-Pressure Snap-in Valve	2		500	TR602HP	1-402		TV-602HP	24121	17-602HP		
TR-618A	Air/Water Clamp-In Valve			50	TR618A	1-1250		TV-618A	24147		V5-01-1	VH596
TR-621A	Ag./OTR Clamp-in Valve			50	TR621A	1-1251		TV-621A	24148		V5-02-1	VH580
TR-801HP	Hi-Pressure Snap-in Valve	1 1/4		500	TR801HP	1-403		TV-801-HP	23190	17-801HP		
TR-802HP	Hi-Pressure Snap-in Valve	2		500	TR802HP	1-404		TV-802-HP	23191	17-802HP		
1-810	Clamp-in Valve	1 1/4		100	TBD	1-810	VS-902	N-1600		17-428		
1-811	Clamp-in Valve	2		100	TBD	1-811	VS-962C	TV-416MC	24186	17-429		
1-860	ENKEI Style "Mini"	1 1/4		50	TBD	1-860		TV-6030	24117			
1-816	ENKEI Style		45	50	TBD	1-816		TV-6020	24118			
1-815	ENKEI Style "Short"	1 1/2		50	TBD	1-815						






Pressure Gauges Chucks and Accessories

Tire pressure gauges




Professional tire pressure gauges for a variety of applications.

- Permanently lubricated
- Easy-to-read indicator bar
- Chrome plated, brass body construction

Part No	Description	Calibration	Box/Qty			
180	Automotive gauge, angle-head	10-50 psi, 1 lb. increments	10	•		
181	Truck gauge, angle-head	20-120 psi, 2 lb. increments	10		•	
182	Agricultural gauge, air/liquid filled tires	5-45 psi, 1 lb. increments	10			•
183	Truck gauge, dual-head	10-150 psi, 2 lb. increments	10		•	
184	Truck gauge, dual-head	20-120 psi, 2 lb. increments	10		•	
175	Truck gauge, dual-head	20-120 psi, 2 lb. increments	10		•	
176	Truck gauge, dual-head	10-150 psi, 2 lb. increments	10		•	
176C	Truck gauge, dual-head (Chrome)	10-150 psi, 2 lb. increments	10		•	
179	Truck gauge, straight-head	20-120 psi, 2 lb. increments	10		•	



Tread depth gauge

Part No	Description	Calibration	Box/Qty			
185	Tread depth gauge	0" to 1" $\frac{1}{32}$ " increments.	10	•	•	•



Air chucks

Part No	Description	Box/Qty
765	Ball chuck, 1/4" NPT female fitting (CLOSED)	10
765-O	Ball chuck, 1/4" NPT female fitting (OPEN)	10
766	Ball chuck, 1/4" NPT female fitting (CLOSED), clip-on type	10
766-O	Ball chuck, 1/4" NPT female fitting (OPEN), clip-on type	10
762	Air chuck, Euro-style clip-on (CLOSED)	10
762-O	Air chuck, Euro-style clip-on (OPEN)	10
762-C-F	Air chuck, Euro-style, female fitting (CLOSED)	10
762-O-F	Air chuck, Euro-style, female fitting (OPEN)	10
763	Air chuck, dual-foot, lock-on	10
771	Air chuck, dual-foot, press-on (CLOSED), black poly coating	10
772	Air chuck, dual-head, press-on	5
773	Air chuck, lock on	5





H300532P

H310532P

MAX-WELL digital and analog inflation gauges

MAX-WELL digital and analog inflation gauges merge ease of use and readability with rapid, safe and cost effective tire pressure maintenance.

- Fast inflation and deflation • Increased accuracy and safety
- Robust design • 6 ft Hose

Part No	Description	Box/Qty			
H300532P	MAX-WELL Digital Inflation Gauge	1	•	•	•
H310532P	MAX-WELL Analog Inflation Gauge	1	•	•	•



AS100-SP

MAX-WELL Air Square Wall Mounted Inflator

- MAX-WELL Quality • Fast inflation • Sturdy Metal Cabinet
- Can be mounted to a safety cage or wall • State of the art electronics
- Multi choice finished inflation alarms to suite your location (Alarm only, Light only, or Alarm/Light)
- Large LCD numbers ensuring easy legibility • Durable Button controls
- Long Hose to service more than one safety cage. (one at a time)
- Over Pressure system to assure proper bead seating
- Choice of Inflation Units (psi, kpa, Bar, kg/cm2)

Part No	Description	Box/Qty
AS100-SP	MAX-WELL Air Square	1



EQUAL Balancing Powder

REMA EQ-CS40AD -
REMA EQ-CS40FD

EQUAL balancing powder (drop-in bags)

This non-toxic, dry polymer compensates for irregularities within the tire/wheel assembly or road surface, providing ride comfort levels beyond those of traditional balancing techniques. EQUAL acts as a vibration dampener, absorbing tire vibration throughout the tire's circumference

Part No	Description	Size (oz.)	Box/Qty
REMA EQ-CS40AD	EQUAL drop-in "A" bag, with filter valve cores	12	40
REMA EQ-CS40BD	EQUAL drop-in "B" bag, with filter valve cores	10	40
REMA EQ-CS40CD	EQUAL drop-in "C" bag, with filter valve cores	8	40
REMA EQ-CS40DD	EQUAL drop-in "D" bag, with filter valve cores	6	40
REMA EQ-CS40ED	EQUAL drop-in "E" bag, with filter valve cores	4	40
REMA EQ-CS40FD	EQUAL drop-in "F" bag, with filter valve cores	3	40

EQUAL accessories

Part No	Description	Box/Qty
FVC-1	Equal filter valve cores	20
QVSFEXT80	Extension filter, brass	50
FEXTNP80	Extension filter, silver	50





Gloves, Hand Cleaners - Made in Germany

GREASE BULLY Nitrile gloves

GREASE BULLY Nitrile Gloves are formulated to have superior strength for the Professional Technician. The GREASE BULLY Glove has a strong black color and is resistant to most shop chemicals.

- New Nitrile Formula Offers Extra Comfort & Elasticity
- Delivers Unmatched Feel & Sensitivity
- Powder Free • Textured Fingers • 5.5-mil thick

Part No	Description	Size	Box/Qty
9943	GREASE BULLY Nitrile Gloves	Medium (M)	100
9944	GREASE BULLY Nitrile Gloves	Large (L)	100
9945	GREASE BULLY Nitrile Gloves	Extra Large (XL)	100

DURAGRIP Latex Gloves

The DURAGRIP Glove is a heavy favorite among Tire Repair Techs due to its durability and comfortable Latex fit.

- 60% thicker than traditional latex gloves
- Fully Textured surface • Powder Free • 8 mil thick, 9" long

Part No	Description	Size	Box/Qty
2243	DURAGRIP Latex Gloves	Medium (M)	100
2244	DURAGRIP Latex Gloves	Large (L)	100
2245	DURAGRIP Latex Gloves	Extra Large (XL)	100

StrongHold Gloves

The StrongHold is a low cost reusable glove with a Nitrile dipped palm and nylon knit backing. The nylon knit backing is breathable and machine washable.

- Chemical resistant palm • Excellent gripping power
- Breathable air flow comfort • Seamless comfort
- Dexterity & Durability

Part No	Description	Size	Box/Qty
8544	StrongHold Gloves	Large (L)	Pair
8545	StrongHold Gloves	Extra Large (XL)	Pair



Hand Cleaner SUPER

Removes even the toughest dirt such as soot, paint, printing ink, tar, bitumen, underseal etc. Hand Cleaner SUPER cleans down to the pores, is easy to rinse off, does not contain sand and therefore will not clog drains or outlets. With orange fragrance.

Part No	Description	Size	Box/Qty
5930443	Hand Cleaner SUPER	11 liter (2.91 gal.) bucket	1
5930467	Hand Cleaner dispenser	STANDARD	1

Hand Cleaner SOFT

Contains lanolin and vegetable oil without additional solvents. Therefore extremely mild and gentle to the skin. Does not clog drains or outlets. Alkali-free and adapted to the pH of the skin. With citric acid to preserve the skins natural resistance. Extremely economical (approx. ½ tsp is enough).

Part No	Description	Size	Box/Qty
5930450	Hand Cleaner SOFT	11 liter (2.91 gal.) bucket	1



5930467



5930443



5930450



Tire Repair Hand Tools



Cutting tools



Essential for preparation and finishing procedures of all types of tire repair.

Part No	Description	Blade Length (inch)	Blade Length (mm)	Box/Qty
929	Wooden handle skiving knife, flexible round tip	4	101	12
930	Wooden handle skiving knife, tapered point tip	4	101	12
6017	Rubber knife	5	127	1
6018	Skiving knife	6	152	1
6022	Sharpening stone	9		



Side cutters



Designed to cut through steel cords quickly and easily while minimizing damage to tire injury.

Part No	Description	Box/Qty
6010	Side cutter for steel cord, geared	1
6012	Steel nippers, 8"	1



Tire repair stitchers

Essential service tool or proper installation of tire repair units, tube repair units and repair plugs. Durable wooden handle and ball bearing construction provides optimal service life.

Part No	Description	Width (inch)	Dia. (inch)	Size (inch)	Box/Qty
30	Corrugated stitcher, ball bearing	1/8	1 1/4	1 1/4 x 1/8	10
6005	Corrugated stitcher, ball bearing	1/4	2	2 x 1/4	10
6006	Roller stitcher, ball bearing, heavy duty	2	2	2 x 2	1

Tire innerliner scrapers

Essential for preparation of proper tire repair and repair unit installation.
(Use with liquid or aerosol Pre-Buff cleaning solutions.)


Part No	Description	Box/Qty	Case/Qty
932	Tire scraper, rubber	10	12
28	Tire scraper, innerliner tool	1	
27	Replacement blade for 28 Tire scraper	1	



Stickleback hand rasps

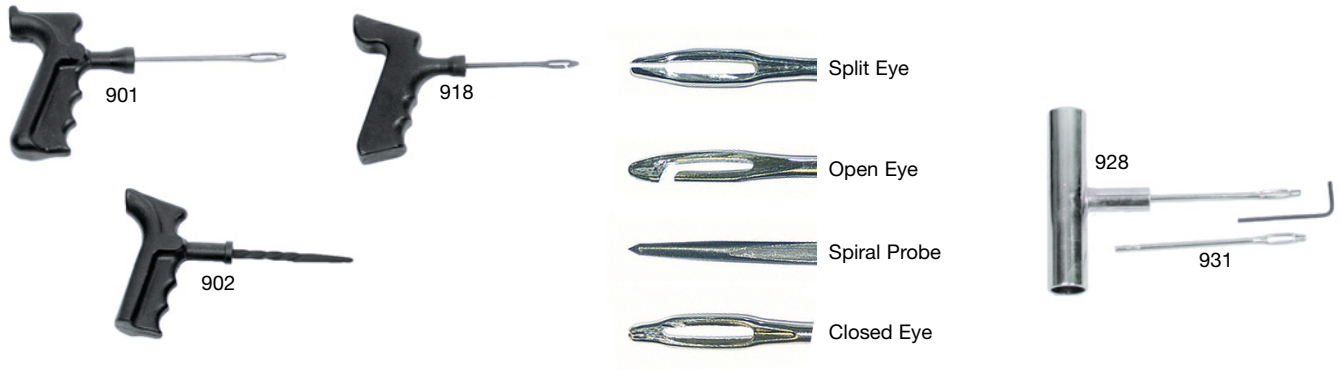
Stickleback hand rasps are made from high quality steel with durable and comfortable handles, and are available in a wide range of sizes.

Part No	Description	Length (inch)	Box/Qty
199	Stickleback, hand rasp	3¼	1
1-R	Stickleback, hand rasp	6¾	1
2-R	Stickleback, hand rasp	7.5	1



Inserting Tools

Part No	Description	Box/Qty	Case/Qty
901	Pistol grip split-eye needle	1	10
902	Pistol grip spiral cementing tool	1	10
918	Pistol grip open-eye needle	1	10
928	Metal T-handle split-eye needle	1	10
931	Replacement needle for 928	1	10





80220 - 80230

Markal paintsticks

Real lead-free paint in stick form combining the long-lasting durability of paint with ease-of-use of a crayon. Marks on smooth, rough, rusty or dirty surfaces and also marks through oil and water

Temperature range: -50°F to 150°F (-46°C to 66°C)

Part No	Description	Color	Box/Qty	Case/Qty
80220	Markal paintstick	white	12	144
80221	Markal paintstick	yellow	12	144
80222	Markal paintstick	red	12	144
80223	Markal paintstick	black	12	144
80224	Markal paintstick	orange	12	144
80225	Markal paintstick	blue	12	144
80226	Markal paintstick	green	12	144
80227	Markal paintstick	pink	12	144
80228	Markal paintstick	purple	12	144
80229	Markal paintstick	brown	12	144
80230	Markal paintstick	grey	12	144



62W, 62Y

Marking crayons

High quality, easy to see marking crayons write on almost anything.

Part No	Description	Color	Box/Qty	Case/Qty
62W	Marking crayon	white	12	144
62Y	Marking crayon	yellow	12	144

G



Cement dispenser with brush cap

Part No	Description	Box/Qty
6020	Aluminum cement dispenser, with brush lid, 1 qt.	1
6021	Replacement brush lid for 6020	1
45	Retreader's brush	1



6014

Brass bristle brush

For removal of rubber dust particles after buffing the repair area. REMA TIP TOP does not recommend the use of solvent or liquid cleaners for rubber dust removal after buff.

Part No	Description	Box/Qty	Case/Qty
6014	Brass cleaning brush	10	12

Flip sockets

Designed for use with pneumatic tools, these sockets fit most passenger and light truck lug nuts. To be used with ½" drive impact wrench.

Part No	Description	Size	Box/Qty
TDFS-M	Flip socket, metric	19 mm x 21 mm	10
TDFS-S	Flip socket, standard	¾" x 1⅜"	10



TDFS-M

TDFS-S

Miscellaneous buffing tools

Part No	Description	Box/Qty	Case/Qty
33	Arbor for mounting buffing wheels, ¼" drill	1	10
34	Buffing wheels, fine grit, 2½" dia.	1	10
TCW 210-80	Buffing Rasp 80 grit	10	10
788	Buffing Kit (#34 x 2, #33 x 1)	1	10
6067	QR arbor, 2¼" threaded (w/sleeve), ⅜" x 24-T	1	10



33

34


TCW 210-80

6067

788

Accessories

Part No	Description	Box/Qty
950	Hammer handle, 30"	1
626	Pull wires, for Rema Stems RS-6, RS-8, RS-10	10
190	Awl	1



950

626

190

M-100 Mount/Dismount Tool

Superior Max-Well Tool Quality • Truck Tire Dismount and Mount
• Time Saving

Part No	Description	Box/Qty
M-100	Mount/Dismount Tool	1



M-100

Section Repair Caliper

Designed for use with medium/heavy duty, radial truck tires. Quickly & easily reads prepared symmetrical injuries in the crown and shoulder of tires and identifies the RAD-100 series repair unit to use. Measures injuries from 10mm to 40mm (RAD-140 to RAD-146 repair unit sizes).

- 100% stainless steel components
- Permanent "Cermark" laser etched increments for durability
- Quick reference tire size decal with increment legends

Part No	Description	Box/Qty
SRC-100R	Section Repair Caliper	1



SRC-100R

Wheel weight pliers

Remove and add wheel weights easily with REMA TIP TOP's quality all-in-one Wheel weight tool.

Part No	Description	Box/Qty
924	Wheel weight tool	1



924



Tire Repair Power Tools



CP-871



CP-873K

Air buffers and high speed grinders



REMA TIP TOP's exceptional quality, durable slow speed (less than 5,000 rpm) Air buffer and high speed grinder (greater than 20,000 rpm) are the right choice for injury and surface preparation. The slow speed buffer is equipped with a quick release chuck and rear exhaust system. The high speed grinder is equipped with a 1/4" Jacob's Chuck.

Part No	Description	RPM	Box/Qty
CP-871	High Speed Grinder, Jacob's chuck	22,000	1
CP-873K	Low Speed Tire Buffer, QR chuck	2,800	1



798

Vacuum cleaner



REMA TIP TOP's air operated, wet/dry vacuum replaces standard shop vacuums at repair stations. Small, powerful and versatile, this vacuum quickly removes rubber dust particles or water from tires. (Ideally suited for use on mobile service trucks.)

Part No	Description	Box/Qty
795	Air Vacuum, includes bag	1
798	Air Vacuum, includes bag and water hose	1
796	Replacement vacuum bag	1
797	Replacement water hose	1

G



6053



6060



6068



5196593



6066



6067



77

Quick release air buffer hardware (slow-speed)



Designed for use with REMA TIP TOP slow-speed air buffers; quick-release couplers, arbors and adapters provide optimal versatility when changing tools.

- Tested-tough and performance-proven.

Part No	Description	Box/Qty	Case/Qty
6053	Arbor, fixed, for use with 6057 rotary brush, 1/4"	10	
6060	QR chuck set, 2 QR arbors	1	10
6062	Jacobs chuck, 3/8"	1	
6065	Accessory kit • 1 6066 QR arbor • 1 6067 QR arbor • 1 6068 QR adapter • 1 6069 QR adapter	1	
6066	QR arbor, 2 1/4" threaded, 3/8" x 24-T	1	10
6067	QR arbor, 2 1/4" threaded (w/sleeve), 3/8" x 24-T	1	10
6068-125	QR adapter, 1/8" shank, for use with CC-3	1	10
6068	QR adapter, 1/4" shank, for use with CC-4.5, CC-6	1	10
6069	QR adapter, 5/16" shank, for use with CC-8	1	10
5196593	QR adapter, 3/8" shank, for use with CC-10	1	10
77	Pneumatic tool lubricant, 16 fl. oz. can	1	12





Rubberhog Tire Repair Tools

Rubberhog tire repair tools are designed for texturing and removing rubber rapidly with a highly efficient cutting action, leaving a rubber surface that is evenly textured and free of any gouging.

(Use with the appropriate safety and eye protection.)

Rubberhog flared contour wheels

Precision contoured wheels deliver efficient texturing results without gouging rubber surfaces.

Part No	Description	Diameter (inch)	Width (inch)	Bore (inch)	SSG	Grit	Box/Qty
RH-100	Flared contour wheel	1¾	¾	⅜	170	60	1
RH-102	Flared contour wheel	1¾	¾	⅜	230	36	1
RH-107	Flared contour wheel	2½	1½	⅜	170	60	1
RH-109	Flared contour wheel	2½	1½	⅜	230	36	1
RH-111	Flared contour wheel	2½	1½	⅜	390	16	1
RH-114	Flared contour wheel	3	1¼	⅜	230	36	1
RH-116	Flared contour wheel	3	1¼	⅜	390	16	1
RH-122	Flared contour wheel	3½	1½	⅜	390	16	1
RH-129	Flared contour wheel	4	1½	¾	390	16	1
RH-130	Flared contour wheel mini- cup	2	¾	⅜	170	60	1



RH-100



RH-102



RH-107



RH-109



RH-111



RH-114



RH-116



RH-122



RH-129



RH-130

Rubberhog Polyplugs for flared contour wheels



When used with the corresponding contour wheel, Polyplugs provide a flywheel effect that results in better control when preparing repair surfaces.

(Use with the appropriate safety and eye protection.)

Part No	Description	Diameter (inch)	Bore (inch)	Box/Qty
RH-150	Polyplug	1¾	⅜	1
RH-152	Polyplug	2½	⅜	1
RH-154	Polyplug	3	⅜	1
RH-156	Polyplug	3½	⅜	1



RH-150



RH-152




RH-154



RH-156



Rubberhog Section Repair Tools




Rubberhog round face buzzout wheels



Specifically designed for skiving and texturing of large exterior section repairs. (Use with appropriate safety and eye protection.)

Part No	Description	Diameter (inch)	Width (inch)	Bore (inch)	SSG	Grit	Box/Qty
RH-302	Buzzout wheel, round face	2	1/4	3/8, 24-THRD	390	16	1
RH-306	Buzzout wheel, round face	2	3/8	3/8, 24-THRD	390	16	1
RH-308	Buzzout wheel, round face	2	1/2	3/8, 24-THRD	230	36	1
RH-310	Buzzout wheel, round face	2	1/2	3/8, 24-THRD	390	16	1



Rubberhog tapered cones



Designed for skiving and texturing of smaller exterior section repairs, also utilized on smaller buzzout repair. Use with tools not to exceed 5000rpm. (Use with appropriate safety and eye protection.)

Part No	Description	Diameter (inch)	Width (inch)	Bore (inch)	SSG	Grit	Box/Qty
RH-503	Tapered Cone	5/8	1 1/8	3/8, 24-THRD	390	16	1
RH-507	Tapered Cone	7/8	7/8	3/8, 24-THRD	390	16	1
RH-509	Tapered Cone, 24-T	4	7/8	3/8, 24-THRD	230	36	1
RH-511	Tapered Cone, 24-T	4	7/8	3/8, 24-THRD	390	16	1
RH-611	Tapered Cone, 1/4" shank	1	5/8	3/8, 24-THRD	330	24	1
RH-613	Tapered Cone, 1/4" shank	1 1/4	7/8	3/8, 24-THRD	330	24	1

G



Rubberhog balls



Designed for skiving and texturing of smaller exterior section repairs, also utilized on smaller buzzout repair. Use with tools not to exceed 5000rpm. (Use with appropriate safety and eye protection.)

Part No	Description	Diameter (inch)	Bore (inch)	SSG	Grit	Box/Qty
RH-553	Ball, use with 6067 adapter	1 1/8	3/8, 24-THRD	390	16	1
RH-601	Ball, 1/4" shank	5/8	1/4	330	24	1
RH-603	Ball, 1/4" shank	7/8	1/4	330	24	1



Rubberhog nail hole reamers



Designed for plug repairs on fabric tires only. Use with tools not to exceed 5000 rpm. (Use with appropriate safety and eye protection.)

Part No	Description	Diameter (inch)	Width (inch)	Bore (inch)	SSG	Grit	Box/Qty
RH-625	Nail hole reamer	1/4	3	1/4	230	36	1
RH-626	Nail hole reamer	1/4	3	1/4	330	24	1
RH-627	Nail hole reamer	3/8	3	1/4	230	36	1

Rubberhog rotor saws

Designed for skiving and texturing of smaller exterior section repairs, also utilized on smaller buzzout repair.

(Use with appropriate safety and eye protection.)



Part No	Description	Diameter (inch)	Bore (inch)	SSG	Grit	Box/Qty
RH-619	Rotor Saw	1 3/8	1/4	330	24	1



RH-619

Rubberhog donut wheels

Designed for Maragoni, Collman, and other sidewall buffers.

(Use with appropriate safety and eye protection.)



Part No	Description	Diameter (inch)	Width (inch)	Bore (inch)	SSG	Grit	Box/Qty
RH-708	Donut wheel	6	1	1 1/2	390	16	1



RH-708

Rubberhog disc sidewall wheels

Designed for angle head machines, section repair and sidewall cosmetics.

(Use with appropriate safety and eye protection.)



Part No	Description	Diameter (inch)	Bore (inch)	SSG	Grit	Box/Qty
RH-1160	Sanding disc	7	7/8	390	16	1
RH-1162	Sanding disc	7	7/8	230	36	1



RH-1160



RH-1162



Wire Brushes & Wire Wheels

REMA TIP TOP Wire brushes and wire wheels perform best when operated within manufacturers recommendations and are ideal for buzzout repair of radial tires.

(Use with appropriate safety and eye protection.)

Encapsulated wheels

Encapsulation reduces wire fatigue, resulting in longer brush life and increased operator efficiency. Encapsulation produces increased brushing action with minimal brushing pressure.



Part No	Description	Diameter (inch)	Max rpm	Box/Qty
6055	Encapsulated wire brush	2	5,000	1
6056	Encapsulated wire brush	3	5,000	1



6055



6056

Rotary wire brush

Heavy-duty, stiff steel wires.



Part No	Description	Diameter (inch)	Max rpm	Box/Qty
6057	Rotary wire brush	3	5,000	1



6057



Cutters Buffing Tools




Rotary gouges



Rotary gouges provide fast, bulk removal of rubber and are an essential tool for any retread environment. (Use with appropriate safety and eye protection.)

Part No	Description	Diameter (inch)	Arbor Hole (inch)	Box/Qty
6425	Rotary gouge, thin wall (notched)	2	1/2	1
6426	Rotary gouge, mini (no notch)	1 1/4	3/8	3




Carbide cutting tools

REMA TIP TOP's high tensile carbide cutters are ideal for preparing nail hole through section repair injuries. These diamond cut, long-life cutters are manufactured from high quality, high carbide content steel. (Use with appropriate safety and eye protection.)



Part No	Description	Dia. (inch)	Dia. (mm)	Box/Qty	Case/Qty
CC-3	Carbide cutter, pointed	1/8	3	1	10
CC-4.5	Carbide cutter, pointed	3/16	4.5	1	10
CC-6	Carbide cutter, pointed	1/4	6	1	10
CC-8	Carbide cutter, pointed	5/16	8	1	10
CC-10	Carbide cutter, pointed	3/8	10	1	10
CC-12	Carbide cutter, pointed	1/2	12	1	10
6453	Carbide cutter, ball	1/2		1	10
6454	Router burr, flat top	1/4		1	10
6455	Router burr, flat top	1/8		1	10
6457	Router burr, flat top	1/16		1	10
6458	Carbide cutter, pointed	1/16		1	10

G



Radial grinding stones



A high-quality industrial abrasive, aluminum oxide stones are designed for cutting/dressing steel cords in steel-belted radial tires. Aluminum oxide stones perform best when used with a high-speed grinder. (Use with appropriate safety and eye protection.)

Part No	Description	Color	Shaft size (inch)	Stone Dia. (inch)	Box/Qty	Case/Qty
742	Small mushroom stone, (A-37)	white	1/4	1 1/4	20	100
744	Pencil shape stone, (A-15)	white	1/4	1/4	20	100
745	Large mushroom stone, (A-36)	white	1/4	1 5/8	20	100
746	Conical shape stone, (A-1W)	white	1/4	3/4	20	100

Never use excess grinding pressure.



Air Hose and Accessories

Heavy duty, non-kink reinforced air hoses perform flawlessly in all conditions. Toughness tested, performance proven. Especially designed to withstand the wide range of weather and abrasion conditions experienced by today's active repair facilities.

Reinforced air hose (red)

Part No	Description	Length (feet)	Hose ID (inch)	Box/Qty
890	Reinforced air hose with 1/4" NPT male ends	25	3/8	1
893	Reinforced air hose with 1/4" NPT male ends	35	3/8	1
891	Reinforced air hose with 1/4" NPT male ends	50	3/8	1
892	Reinforced air hose	500	3/8	1
895	Reinforced air hose with 1/2" NPT male ends	50	1/2	1
896	Reinforced air hose	500	1/2	1



891



1/4" NPT male end

Reinforced air hose (green)

Part No	Description	Length (feet)	Hose ID (inch)	Box/Qty
890-G	Reinforced air hose with 1/4" NPT male ends	25	3/8	1
893-G	Reinforced air hose with 1/4" NPT male ends	35	3/8	1
891-G	Reinforced air hose with 1/4" NPT male ends	50	3/8	1



891-G

Whip hose

Made in the U.S.A.

Part No	Description	Length (feet)	Hose ID (inch)	Box/Qty
826	Whip hose	3	1/4	1

Polyurethane coil hose

These lightweight, durable hoses will withstand the rigors of rugged automotive environments while maintaining their resiliency over long periods of time.

- Outstanding coil memory
- Highly kink and abrasion resistant
- Straight tails provide built-in whip hose.
- Resistant to most oils and fuels.

Part No	Description	Length (feet)	Hose ID (inch)	Box/Qty
840P	Polyurethane coil hose, with 1/4" male ends	12	1/4	1
841P	Polyurethane coil hose, with 1/4" male ends	25	1/4	1
842P	Polyurethane coil hose, with 1/4" male ends	50	1/4	1
843P	Polyurethane coil hose, with 1/4" male ends	25	3/8	1
844P	Polyurethane coil hose, with 1/4" male ends	50	3/8	1



841P



Air Compressor Accessories



F25

Air filters

- Heavy duty air filters include die cast aluminum bodies, extra large filter elements and polycarbonate bowl.
- 40 Micron, sintered bronze filter element.
- Bayonet locking ring allows easy bowl removal.
- Maximum operating temperature 120° F.

Part No	Description	Port (inch)	Box/Qty
F25	Air line filter, heavy duty	¼	1
F38	Air line filter, heavy duty	⅜	1
F50	Air line filter, heavy duty	½	1
F75	Air line filter, heavy duty	¾	1
F100	Air line filter, heavy duty	1	1



L25

Air lubricators

- Heavy duty air lubricators include die cast aluminum bodies and polycarbonate bowl.
- Proper lubrication is essential to maintaining all air-compressor systems
- Proportional oil-to-air delivery assures constant, even lubrication

Part No	Description	Port (inch)	Box/Qty
L25	Air lubricator, heavy duty	¼	1
L38	Air lubricator, heavy duty	⅜	1
L50	Air lubricator, heavy duty	½	1
L75	Air lubricator, heavy duty	¾	1
L100	Air lubricator, heavy duty	1	1

G



R25

Air regulators

- Heavy duty air regulators have a reputation for unsurpassed reliability.
- The balanced design maintains precise downstream pressure and a diaphragm stop prevents ruptures due to surges.
- High flow rates with accurate control.

Part No	Description	Port (inch)	Box/Qty
R25	Air regulator, heavy duty	¼	1
R38	Air regulator, heavy duty	⅜	1
R50	Air regulator, heavy duty	½	1
R75	Air regulator, heavy duty	¾	1
R100	Air regulator, heavy duty	1	1



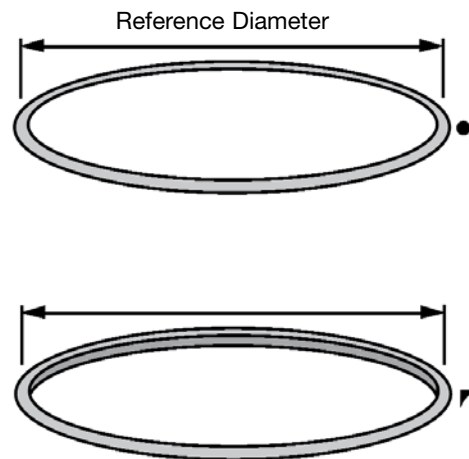
O-Rings and L-Rings for Tubeless Rims

REMA TIP TOP O-Rings

Designed for sealing tire beads of grader, earthmover and OTR machinery.

- Manufactured to OEM specifications
- Designed to fit various international & domestic O-ring rim grooves
- Packaged 2 O-rings per poly-bag

Part No	Description	Rim Size (inch)	Size (inch)	Units per Box	Bags per Box
OR-20JM	O-ring, highway (JM rim)	20	¼	24	12
OR-22JM	O-ring, highway (JM rim)	22	¼	24	12
OR-24JM	O-ring, highway (JM rim)	24	¼	24	12
OR-25T	O-ring, earthmover	25	¼	24	12
OR-220TG	O-ring, grader	20	¼	24	12
OR-224TG	O-ring, grader	24	¼	24	12
OR-321T	O-ring, earthmover	21	¾	24	12
OR-325T	O-ring, earthmover	25	¾	24	12
OR-329T	O-ring, earthmover	29	¾	24	12
OR-333T	O-ring, earthmover	33	¾	24	12
OR-335T	O-ring, earthmover	35	¾	24	12
OR-339T	O-ring, earthmover	39	¾	24	12
OR-343T	O-ring, earthmover	43	¾	24	12
OR-345T	O-ring, earthmover	45	¾	24	12
OR-349T	O-ring, earthmover	49	¾	24	12
OR-451T	O-ring, earthmover	51	½	24	12



REMA TIP TOP L-Rings (Earthmover)

Designed to create an air seal where tire surface and rim surface are incompatible.

- Manufactured to OEM specifications
- Always follow proper bead-lubrication and tire inflation procedures
- Packaged 2 L-rings per poly-bag.

Part No	Description	Rim Size (inch)	Units per Box	Bags per Box
LR-20	L-ring, earthmover	20	24	12
LR-24	L-ring, earthmover	24	24	12
LR-25	L-ring, earthmover	25	24	12
LR-33	L-ring, earthmover	33	24	12
LR-35	L-ring, earthmover	35	24	12





Tire Bead Seaters



1369 - 1373



1374 - 1378

Tire bead seaters/pump rings

REMA TIP TOP Bead seaters provide safe and sure seating of tubeless radial or bias-ply, passenger, light truck, medium/heavy truck or utility vehicle tires. Sizes from 10" to 24.5". (Replacement rubber inserts available.)

Part No	Description	Size (inch)
1369	Bead seater	10
1370	Bead seater	12
1372	Bead seater	14
1373	Bead seater	15
1374	Bead seater, reinforced 100mm	16
1375	Bead seater, reinforced 130mm	16 - 16.5
1375A	Bead seater, reinforced 130mm	17 - 17.5
1376	Bead seater	19 - 19.5
1377	Bead seater	22.5
1378	Bead seater	24.5

Bead seaters/pump rings, rubber inserts

Part No	Description	Size (inch)
1370RI	Rubber Insert	12.0
1371RI	Rubber Insert	13.0
1372RI	Rubber Insert	14.0
1373RI	Rubber Insert	15.0
1374RI	Rubber Insert	16.0
1375RI	Rubber Insert	16.5
1375A-RI	Rubber Insert, 130mm width	17.5
1376RI	Rubber Insert	19.5
1377RI	Rubber Insert	22.5
1378RI	Rubber Insert	24.5

G



REMA TIP TOP Nail Hole Repair Procedures Wall Chart

REMA TIP TOP Nail Hole Repair Procedures Wall Chart

Part No	Description	Box/Qty
TRM-RMA CHART	REMA TIP TOP Nail Hole Repair Procedures Wall Chart	1




MINICOMBI


Nail Hole Repair Procedures for Passenger, Light Truck and Truck Tires



Tires must be removed from the wheel to perform permanent and proper repair.




Inspect and mark the tire on the outside. Deflate the tire and remove from the wheel. Place on tire spreader.



Locate and remove the penetrating object.



Mark the injury on the inside.



Inspect the injury. If the angle of the injury channel is less than 15 degrees, a one-piece repair system can be used.




Apply pre-buff cleaner.




Scrape away contaminants while the Pre-Buff cleaner is still wet. Repeat 2-3 times.



Drill the injury channel using a low speed buffer (<1200 rpm) from the inside-out two or three times.




Drill the injury channel using a low speed buffer (<1200 rpm) from the outside-in once or twice.



Mark around the repair unit.



Lightly buff the repair area using a low speed buffer (<5,000 RPM) with a clean buffing rasp, 18 to 36 grit.




Clean the buffed area with a 6014 Brass Brush by brushing the area several times in one direction.



Use a vacuum to remove all debris from the inside of the tire.




Apply BL-8F Special Blue Cement to the injury channel using a #626 pull-wire or a #190 awl.




Apply a thin, even coat of BL-8F Special Blue Cement to the buffed area using a clean brush.



Relax the tire beads and then Install the MINICOMBI Repair Unit by inserting the guide pin and stem from the inside outwards.



Pull the guide pin from the outside. Re-grasp on the rubber portion of the stem and pull until the MINICOMBI base is flush with the tire and slightly dimples.



Stitch thoroughly from the center outwards. Continue several times in different directions.



Apply 76F Innerliner Repair Sealant to the base of the MINICOMBI and any still exposed buffed areas.









Re-mount & inflate the tire. Cut the stem & buff. Check for leaks and balance the tire.

Refer to the **REMA TIP TOP Nail Hole Repair Procedures Wall Chart** or the **REMA TIP TOP Repair CD** for complete detailed repairing instructions. Always refer to the repair chart, safety advice and repair instructions packaged with the product.

When working with solutions, rotary tools, sharp-edged tools, hot devices and hot materials, always take the necessary precautions and wear appropriate gloves, adequate eye protection (safety glasses or face shields), ear protection and observe maximum RPM while repairing tires.



REMA TIP TOP Tire Lubricants: Dilution Ratio

REMA TIP TOP Tire Lubricants	Ready to use	DILUTION RATIO	
		Parts Tire Lubricant	Parts Water (up to)
UNIVERSAL MOUNTING PASTE 	✓	do not dilute	
TIRE MOUNTING COMPOUNDS (“Honey” & “Brown”) 	✓	1	4
OTR MOUNTING COMPOUND 	✓	1	5
BLACK-ICE Stop Rust Rim Release 	✓	do not dilute	
BEAD BUTTER LUBE 	✓	1	2
LIQUID LUBE BLUE 	✓	1	4



REMA TIP TOP/North America, Inc.
TIRE REPAIR MATERIALS AND ACCESSORIES 2011

Editor:

REMA TIP TOP/North America, Inc.
Automotive Division

119 Rockland Avenue
Northvale, NJ 07647-0076

Phone 800.225.REMA (7362)
Fax 800.338.REMA (7362)
Fax 201.768.0946

www.rematiptop.com

Legal Notice:

Copyright© 2013
REMA TIP TOP/North America, Inc.

All information is given to the best of our knowledge. All specifications are to be considered non-binding information. Any claim for damages of any kind is excluded. We reserve the right to change technical specifications without prior notice, provided that they ensure product improvement. The information presented is based on technical experience but does not guarantee a product's suitability for specific applications, and does not relieve the users of the responsibility to undertake their own testing, including where any third-party trademark rights are concerned. Pictures in the catalog may contain optional accessories which are not included in the standard shipment, and need to be ordered additionally.

All relevant product information can be found in the respective documents, including operating instructions, technical datasheets as well as conditions for storage and application. The specified qualities of our products are based on information from the accompanying inspections for approval. They represent statistical product data and are not to be considered as guaranteed properties of an individual product. In order to preserve product properties, the storage conditions indicated in DIN 7716 should be followed (including storing the product in the original package and in an area that is dry, cool and dark).

All charts in REMA TIP TOP catalogs reflect International Repair Standards, determined on the basis of practical experience, bench checks and tests. THEY NEITHER INCORPORATE NOR ARE INTENDED AS A REFERENCE TO LOCAL, STATE, OR NATIONAL STANDARDS THAT MAY EXIST IN YOUR COMMUNITY. When repairing a tire: make a general examination to ensure that the tire can be repaired. Examine the tire for hidden damages. Stay within the maximum limits for repairable injuries indicated by the chart. Make independent assessments based upon your own knowledge and experience, local, state, and national safety limits and regulations, local road and operating conditions, regarding the application of repair criteria and limits more stringent than shown on these charts. Follow all applicable fitting and processing instruction, as well as other directions for the use of your Tire Repair Equipment Materials. Always consult the Tire Manufacturer for the repair limits.





PART NUMBER INDEX

Part No	Page	50F	31	202	28	772	59	1374RI	74
0	4	51F	31	203	5	773	59	1375	74
1	4	62W	64	203	28	788	65	1375A	74
1-810	51	62Y	64	204	5	795	66	1375A-RI	74
1-811	51	63	31	204	28	796	66	1375RI	74
1-815	51	70-F	29	205	5	797	66	1376	74
1-816	51	71	29	205	28	798	66	1376RI	74
1-860	51	71-F	29	218 (CH-1)	6	826	71	1377	74
1-R	63	73	35	218-LB (CH-3)	6	834	56	1377RI	74
2	4	73T	35	402	55	836	56	1378	74
2-R	63	73W	35	403	55	840P	71	1378RI	74
3	4	74	33	404	55	841P	71	2012	33
4	4	75	33	405	55	842P	71	2014	33
5	4	75B	35	407	55	843P	71	2053B	34
6	4	75N	33	408	55	844P	71	2054B	34
6-207A	50	75NB	35	409	55	890	71	2055B	34
6-234	50	76	30	410	55	890-G	71	2121	57
7	4	76-F	30	410-D	56	891	71	2122	57
7B	4	76-G	30	411	55	891-G	71	2124	57
9	6	77	66	449	56	892	71	2131	57
9-14	6	90	23	475	6	893	71	2132	57
9A	6	90B	23	476	6	893-G	71	2135	57
9T-LB	6	175	59	525	24	895	71	2136	57
12	26	175A	6	560	24	896	71	2139	57
18	26	176	59	561	24	901	63	2140	57
20	7	176C	59	565	24	902	63	2155	57
21	7	179	59	570	24	918	63	2156	57
22	7	180	59	571	24	920	38	2178	33
23	7	181	59	575	24	924	65	2180X	33
24	8	182	59	580	24	928	63	2183	33
26	25	183	59	581	24	929	62	2214	33
26A	25	184	59	585	24	930	62	2221	57
26-NT	27	185	59	626	65	931	63	2222	57
26-R	27	186	56	670/20	39	932	63	2231	57
27	63	187	56	742	70	950	65	2232	57
28	63	188	56	744	70	960	30	2235	57
30	62	190	9	745	70	960-F	30	2236	57
33	65	190	65	746	70	960ND	30	2239	57
34	65	193	10	760	24	1078A	6	2240	57
36	55	194	10	761	24	1175A	6	2243	61
37	56	196 14009	39	762	59	1369	74	2244	61
38	56	196 14013	39	762-C-F	59	1370	74	2245	61
39	55	196 14014	39	762-O-F	59	1370RI	74	2255	57
39G	55	196 14015	39	763	59	1371RI	74	2256	57
40	56	199	9	765	59	1372	74	2278	33
41	56	199	63	765-O	59	1372RI	74	2280	33
42HT	56	201	5	766	59	1373	74	2282	33
44	56	201	28	766-O	59	1373RI	74	2480	34
45	64	202	5	771	59	1374	74	2490	34

PART NUMBER INDEX



Part No	Page						
2492	34	6575	44	81505	34	A-6-R	9
2990	35	6575-2	46	81511	34	AD1	54
3050	38	6575-4	46	81515	34	AS100-SP	60
3050-RB	38	6575-5	46	81555	34	B-0	5
5550	32	6575-6	46	5060160	8	B-1	5
5561	32	6580	43	5172452	42	B-2	5
5562-125	32	6595	44	5172531	42	B-3	5
5562-18	32	6700	41	5173570	42	B-7	5
5563	32	6701	41	5174254	45	B-7B	5
5567-26.5	32	6710	42	5175215	45	B-8MC	9
5570	32	6725	42	5175222	45	B-8-R	9
5571	32	6726	42	5175239	45	B-10	9
5576	29	6727-220	42	5175246	45	B-10-R	9
5577	29	6728	42	5175260	45	BAB	6
5578	29	6729	42	5175961	46	BL-8	28
5579	29	6730	42	5176001	45	BL-8F	28
6000-CTS	36	6731	42	5176025	45	BL-32	28
6002	24	6734	42	5176032	45	BL-32F	28
6005	62	6735	42	5176040	45	BL-G	28
6006	62	6736	42	5176207	46	BLACKOUT-5	35
6010	62	6740	42	5176214	46	BLACKOUT-55	35
6012	62	6741	42	5176252	45	BR-1	36
6014	64	6742	42	5176276	46	BR-5	36
6017	62	6743	42	5176283	46	BR-55	36
6018	62	6750	41	5176290	46	BR-QT	36
6020	64	6790LP-110V	39	5177079	41	CC-3	70
6021	64	6790LP-220V	39	5177093	41	CC-4.5	70
6022	62	6792-110V	39	5177300	31	CC-6	70
6053	66	6792-220V	39	5177310	31	CC-8	70
6055	69	6794-110V	39	5177323	31	CC-10	70
6056	69	6794-220V	39	5177330	31	CC-12	70
6057	69	8544	61	5177361	31	CH-16	54
6060	66	8545	61	5177378	31	CH-16 & SP-8	54
6062	66	9943	61	5177402	31	CP-871	66
6065	66	9944	61	5196593	66	CP-873K	66
6066	66	9945	61	5199222	38	EHL-32	35
6067	65	33000	50	5573783	46	EX-1281	56
6067	66	33200	50	5573972	46	EX-1283	56
6068	66	80220	64	5574012	46	EX-1522	54
6068-125	66	80221	64	5640946	40	EX-1522	56
6069	66	80222	64	5852990	48	EX-685	54
6425	70	80223	64	5853003	47	EX-685	56
6426	70	80224	64	5930443	61	F0-F	8
6453	70	80225	64	5930450	61	F0-P	8
6454	70	80226	64	5930467	61	F1-F	8
6455	70	80227	64	A-3	9	F1-P	8
6457	70	80228	64	A-3-R	9	F2-P	8
6458	70	80229	64	A-4.5	9	F25	72
		80230	64	A-6	9	F38	72
						F50	72
						F75	72
						F100	72
						FEXTNP80	60
						FRU1-MP	23
						FRU1-P	23
						FRU2-MP	23
						FRU2-P	23
						FVC-1	60
						GR-3	40
						H300532P	60
						H310532P	60
						HTK-001A	49
						HTK-002A	49
						HTK-003A	49
						J-650	54
						J-651	54
						J-1014	54
						J-1076C	54
						J-1175C	54
						J-4000-2.50	54
						J-4000-4.50	54
						L25	72
						L38	72
						L50	72
						L75	72
						L100	72
						LN-10	6
						LN-10P	6
						LR-20	73
						LR-24	73
						LR-25	73
						LR-33	73
						LR-35	73
						M-100	65
						OR-20JM	73
						OR-22JM	73
						OR-24JM	73
						OR-25T	73
						OR-220TG	73
						OR-224TG	73
						OR-321T	73
						OR-325T	73
						OR-329T	73
						OR-333T	73
						OR-335T	73
						OR-339T	73
						OR-343T	73
						OR-345T	73





PART NUMBER INDEX

Part No	Page						
OR-349T	73	RAD-115	11	RH-102	67	TORQUE KIT	50
OR-451T	73	RAD-116	11	RH-107	67	TR-412	51
PN-0	19	RAD-120	11	RH-109	67	TR-412C	51
PN-3	19	RAD-122	11	RH-111	67	TR-413	51
PN-4	19	RAD-124	11	RH-114	67	TR-413C	51
PN-5	19	RAD-125	11	RH-116	67	TR-414	51
PN-6	19	RAD-126	11	RH-1160	69	TR-415	51
PN-7	19	RAD-128	11	RH-1162	69	TR-416	51
PN-8	19	RAD-135	11	RH-122	67	TR-417	51
PN-9	19	RAD-140	11	RH-129	67	TR-418	51
PN-10	19	RAD-142	11	RH-130	67	TR-418C	51
PN-20	19	RAD-144	11	RH-150	67	TR-423	51
PN-21	19	RAD-146	11	RH-152	67	TR-425	51
PN-22	19	RAD-150	11	RH-154	67	TR-500	52
PN-23	19	RAD-152	11	RH-156	67	TR-500A	52
PN-24	19	RAD-155	11	RH-302	68	TR-501	52
PN-25	19	RAD-156	11	RH-306	68	TR-501-OV	52
PN-40	19	RAD-160	11	RH-308	68	TR-509	52
PN-41	19	RAD-162	11	RH-310	68	TR-510	52
PN-42	19	RAD-165	11	RH-503	68	TR-511	52
PN-050	21	RAD 165 TL PREVENT	15	RH-507	68	TR-542	53
PN-050+	21	RAD-168	11	RH-509	68	TR-543	53
PN-052	21	RAD-175	11	RH-511	68	TR-543C	53
PN-052+	21	RAD 175 TL PREVENT	15	RH-553	68	TR-543D	53
PN-054	21	RAD-180	11	RH-601	68	TR-543E	53
PN-054+	21	RAD-182	11	RH-603	68	TR-544	53
PN-056	21	RAD-184	11	RH-611	68	TR-544D	53
PN-056+	21	RAD-185+	11	RH-613	68	TR-545	53
PN-056S	21	RAD 185 TL PREVENT	15	RH-619	69	TR-545D	53
PN-058	21	RAD-186	11	RH-625	68	TR-545E	53
PN-058+	21	RAD-188	11	RH-626	68	TR-546	53
PN-058S	21	RAD-190	11	RH-627	68	TR-546D	53
PN-058S+	21	RAD-531 ARAMID	17	RH-708	69	TR-546E	53
QVSFEXT80	60	RAD-533 ARAMID	17	RHS-300	37	TR-547D	53
R-1	40	RAD-535 ARAMID	17	RLD-32	35	TR-552	53
R-2	40	RAD-537 ARAMID	17	RS-6	10	TR-553	53
R-3	40	RAD-539 ARAMID	17	RS-8	10	TR-553C	53
R-4	40	RADIAL 581 ARAMID	16	RS-10	10	TR-553E	53
R-5	40	RADIAL 583 ARAMID	16	RS-12	10	TR-554D	53
R25	72	RADIAL 585 ARAMID	16	SE-36	40	TR-555D	53
R38	72	RADIAL 587 ARAMID	16	SE-37	40	TR-555E	53
R50	72	RADIAL 589 ARAMID	16	SE-38	40	TR-570	52
R75	72	REMA EQ-CS40AD	60	SE-39	40	TR-571	52
R100	72	REMA EQ-CS40BD	60	SE-40	40	TR-572	52
RAD-0	11	REMA EQ-CS40CD	60	SP2	54	TR-573	52
RAD-1N	11	REMA EQ-CS40DD	60	SRC-100R	65	TR-574	52
RAD-104	24	REMA EQ-CS40ED	60	TCW 210-80	65	TR-575	52
RAD-110	11	REMA EQ-CS40FD	60	TDFS-M	65	TR-600HP	51
		RH-100	67	TDFS-S	65	TR-602HP	51
						TR-618A	52
						TR-621A	52
						TR-621A	54
						TR-801HP	51
						TR-802HP	51
						TRC1 HT	55
						TRC1-L	55
						TR-C-2	54
						TR-RG15	52
						TR-RG46	52
						TR-VC-6	54
						TR-VC-7	54
						TVCT	56
						UP-3	23
						UP-4.5P	23
						UP-6	23
						UP-6P	23
						UP-8	23
						UP-8P	23
						V3-20-4	54
						V3-20-6	54
						V3-20-7	54
						VT55 OBDII	50
						W-1	40
						W-2	40
						W-3	40
						W-4	40
						W-5	40
						W-6	40
						X-064	38
						X-069	38



A	
A & B compound repair system (flammable)	31
Accessories	65
Agricultural/Air-Liquid clamp-in valves	52
Air buffers and high speed grinders	66
Air chucks	59
Air filters	72
Air line couplers and nipples	57
Air lubricators	72
Air regulators	72
Aluminum heating plate profile shapes - Thermopress II	42
Aluminum wheel truck valves	52
Anti-stick foil	32
B	
Bead Release	36
Bead seaters/pump rings, rubber inserts	74
Bias-Ply OTR & grader tire repair units	21
Bias-Ply Repair Chart	20
Bias-Ply Repair Chart/OTR	22
Bias-Ply tire repair units	19
Black edge, vulcanizing patches	5
BLACK-OUT Tire Paint	35
Blue floater gum	32
Brass bristle brush	64
Brushes	35
C	
Carbide cutting tools	70
Cement (Cold Vulcanizing)	28
Cement (Special Blue Cement) (Flammable)	28
Cement (Special Cement BL) (Non Flammable)	28
Cement dispenser with brush cap	64
Clamp-in truck valves	52
Clamp-in valves (passenger/light truck)	51
Clamp-in valves (specialty domestic/import)	51
Cold Vulcanizing Fluid	5
Cold Vulcanizing Fluid	28
Cushion Gum repair products	32
Cutting tools	62
D	
Double seal valve cap	56
DURAGRIP Latex Gloves	61
E	
EM Tire Spreader	38
Encapsulated wheels	69
EQUAL accessories	60
EQUAL balancing powder (drop-in bags)	60
Expandable Hub Lube	35
Extruder Guns	39
F	
Flip sockets	65
Floor stand - Thermopress II	42
FRU Series of Repair Units	23

G	
GREASE BULLY Nitrile gloves	61
H	
Hand Cleaner SOFT - Made in Germany	61
Hand Cleaner SUPER - Made in Germany	61
I	
Innerliner Repair Sealant (flammable)	30
Innerliner Repair Sealant (non flammable)	30
Inserting Tools	63
Introductory tire puncture repair kit, #18	26
L	
Leak Detector	35
Liquid Pre-Buff cleaners (flammable)	29
Liquid Pre-Buff cleaners (non-flammable)	29
L-Rings (Earthmover)	73
M	
M-100 Mount/Dismount Tool	65
Markal paintsticks	64
Marking crayons	64
MAX-WELL Air Square Wall Mounted Inflator	60
MAX-WELL Commercial Tire Spreader (6000-CTS)	36
MAX-WELL digital and analog inflation gauges	60
Metric clamp-in valves	53
Metric O-Ring Seal Valves for Steel Wheels	54
Minicombi tire repair inserts	9
Miscellaneous buffing and cutting tools	65
Multiple Temperature Rubber (MTR)	32
N	
New tire dealer tire repair service cabinet (26A)	25
O	
O-Rings	73
OTR Cement	29
OTR Tire Mounting/Packing Compound	34
OTR/EM Tire Lifter	45
P	
Passenger/light truck tire repair service cabinet (26-R)	27
Polyurethane coil hose	71
Portable tire/wheel balancer	38
Pressure equalizing pads - Thermopress II	42
Q	
Quick release air buffer hardware (slow-speed)	66
R	
RAD 100 Series Section Repair Chart	12
RAD 100 Series Section Repair Chart / OTR	14
RAD 500 ARAMID Ag. Repair Units Section Repair Chart	16
RAD 500 ARAMID Repair Units for Agricultural Tires	16
RAD 500 Series Section Repair Chart	18
Radial Anchor Seal Emergency Repairs	24
Radial grinding stones	70
Radial PREVENT tire repair units	15
Radial tire and tube repair service cabinet	25





Radial tire repair units	11
Radial tire repair units (ARAMID)	17
Red edge, vulcanizing patches	4
Reinforced air hose (green)	71
Reinforced air hose (red)	71
RemaStem inserts	10
Rep-Boy tire repair spreader	38
Replacement Patches and CFC-Free Cement	8
RHS-300 Tire Spreader	37
Rim & Bead Sealer (flammable)	30
Rim & Bead Sealer (non-flammable)	30
Rotary gouges	70
Rotary wire brush	69
Rubber Cut GR-3 regroover	40
Rubber Cut GR-3 regroover - cutting blades	40
Rubber Cut GR-3 regroover - Spare parts	40
Rubberhog balls	68
Rubberhog disc sidewall wheels	69
Rubberhog donut wheels	69
Rubberhog flared contour wheels	67
Rubberhog nail hole reamers	68
Rubberhog Polyplugs for flared contour wheels	67
Rubberhog rotor saws	69
Rubberhog round face buzzout wheels	68
Rubberhog tapered cones	68
S	
Sealastic & Emergency Repairs	24
Section Repair Caliper	65
Section repair ID patches	23
Sensors and Replacement Valves	50
Side cutters	62
Snap-in valves (passenger/light truck)	51
Special Blue Cement (Flammable)	28
Special Cement BL (Non Flammable)	28
Specialty large bore/OTR tire valves and hardware	54
Specialty tube repair valves and hardware	6
Stickleback hand rasps	63
StrongHold Gloves	61
Swabs	35

T

T-2 compound repair system	31
Thermopress DUPLEX SPOTTER	41
Thermopress EM heating pockets	46
Thermopress EM I	43
Thermopress EM II	44
Thermopress EM III	44
Thermopress EM pressure cushions	46
Thermopress EM replacement parts	46
Thermopress II	41
Thermopress II - spare parts	42
Thermopress II Accessories	42

Thermopress OTR/EM heat mats	45
Thermopress OTR/EM heat plates	45
Thermopress Solution	29
Tire bead seaters/pump rings	74
Tire innerliner scrapers	63
Tire mounting compounds	33
Tire mounting liquid lube	34
Tire mounting lubricant (Black-Ice)	34
Tire mounting lubricant brackets	35
Tire pressure gauges	59
Tire repair stitchers	62
Tire spreader	38
Tire talcum	31
Torque Kit	50
Tread depth gauge	59
Truck tire puncture repair kit, #12	26
Truck tire repair service cabinet (26-NT)	27
TS55-1000 TPMS Diagnostic & Reset Tool	50
Tubeless repair kits	8
Two-wheel repair kits	7

U

Universal mounting paste	33
Universal tire repair units	23

V

Vacuum cleaner	66
Valve caps, metal	56
Valve caps, plastic	55
Valve core service tools	56
Valve cores	55
Valve cross reference chart	58
Valve extensions	55
Valve extensions - truck & bus	55
Valve Rebuild Kits	49
Valve service tools	56
VULCSTAR 900-S	47
VULCSTAR Rubber track repair kit	48

W

Wheel weight pliers	65
Whip hose	71

CERTIFICATE



Management system as per
DIN EN ISO 9001 : 2008

In accordance with TÜV NORD CERT procedures, it is hereby certified that

REMA TIP TOP GmbH
Gruber Straße 65
85586 Poing
Germany



with the locations and sites according to the annex

applies a management system in line with the above standard for the following scope

- Rubber and plastic materials for wear and corrosion protection
- conveyor belts, belt maintenance and development of service and maintenance concepts
- tyre repair systems, mounting pastes, care and cleaning products for vehicles
- special bonding systems and solutions
- cosmetic products and supporting trade articles for above mentioned services and products
- supporting services in planning, installation and service

alfa DEVELOPMENT GmbH:

- development, testing and process technology in the fields of rubber compounding, cements, chemical products, tyre repair systems, wear and corrosion protection systems

Certificate Registration No. 08100 949065
Audit Report No. 3512 4944

Valid until 2016-11-04
Initial certification 1998

G. Bröntigam

Certification Body
at TÜV NORD CERT GmbH

Essen, 2013-11-05

This certification was conducted in accordance with the TÜV NORD CERT auditing and certification procedures and is subject to regular surveillance audits.

TÜV NORD CERT GmbH

Langemarckstrasse 20

45141 Essen

www.tuev-nord-cert.com



TGA-ZM-07-06-00

**REMA TIP TOP/North America, Inc.
Automotive Division**

119 Rockland Avenue
Northvale, NJ 07647

Phone 800.225.REMA (7362)

201.768.8100

Fax 800.338.REMA (7362)

Fax 201.768.0946

www.rematiptop.com



Tube Repair Materials



Tire Repair Materials



Chemical Products



Equipment



Tire Valves & Hardware and Tire Balancing Products



Service Items



Protective goggles should always be worn to protect eyes from damage.



Always use ear protection if high noise levels occur.



Always use both eye and ear protection.



Always use protective gloves when handling sharp tools.



Cold Storage required.

